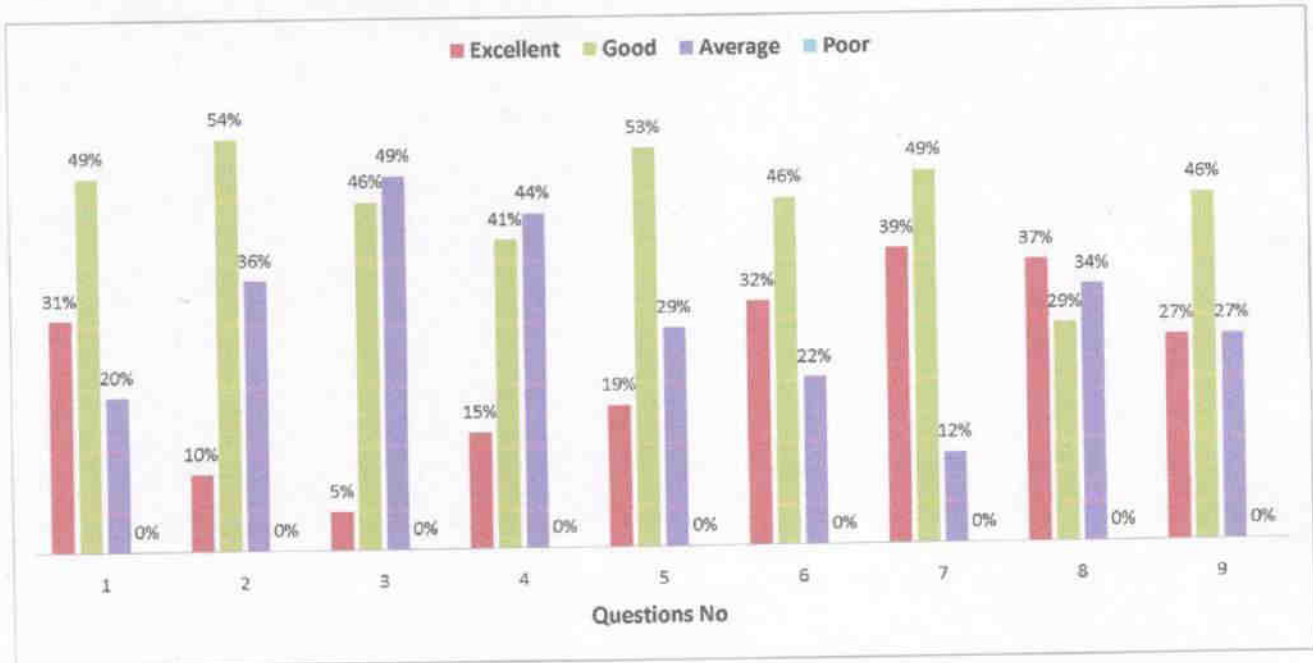



**ANALYSIS ON FEEDBACK FROM STUDENTS
CLASS- B.A. FIRST YEAR
SESSION -2018-19**

Sno	Questionnaires	Numbers					In %			
		Excellent	Good	Average	Poor	Total	Excellent	Good	Average	Poor
1	How do you rate the syllabus of courses that you have studied.	18	29	12	0	59	31%	49%	20%	0%
2	Rate the size of syllabus in terms of the load on student	6	32	21	0	59	10%	54%	36%	0%
3	How do you rate the evaluation scheme designed for each of the course	3	27	29	0	59	5%	46%	49%	0%
4	How do you rate the objective/Outcome stated for each of the course	9	24	26	0	59	15%	41%	44%	0%
6	Efforts to complete the Syllabus by College	11	31	17	0	59	19%	53%	29%	0%
7	Availability of books in library related to course	19	27	13	0	59	32%	46%	22%	0%
8	Teaching-learning environment in the college	23	29	7	0	59	39%	49%	12%	0%
9	Contribution of college in all round development of students	22	17	20	0	59	37%	29%	34%	0%
10	Level & methodology of delivering lecture of professors	16	27	16	0	59	27%	46%	27%	0%

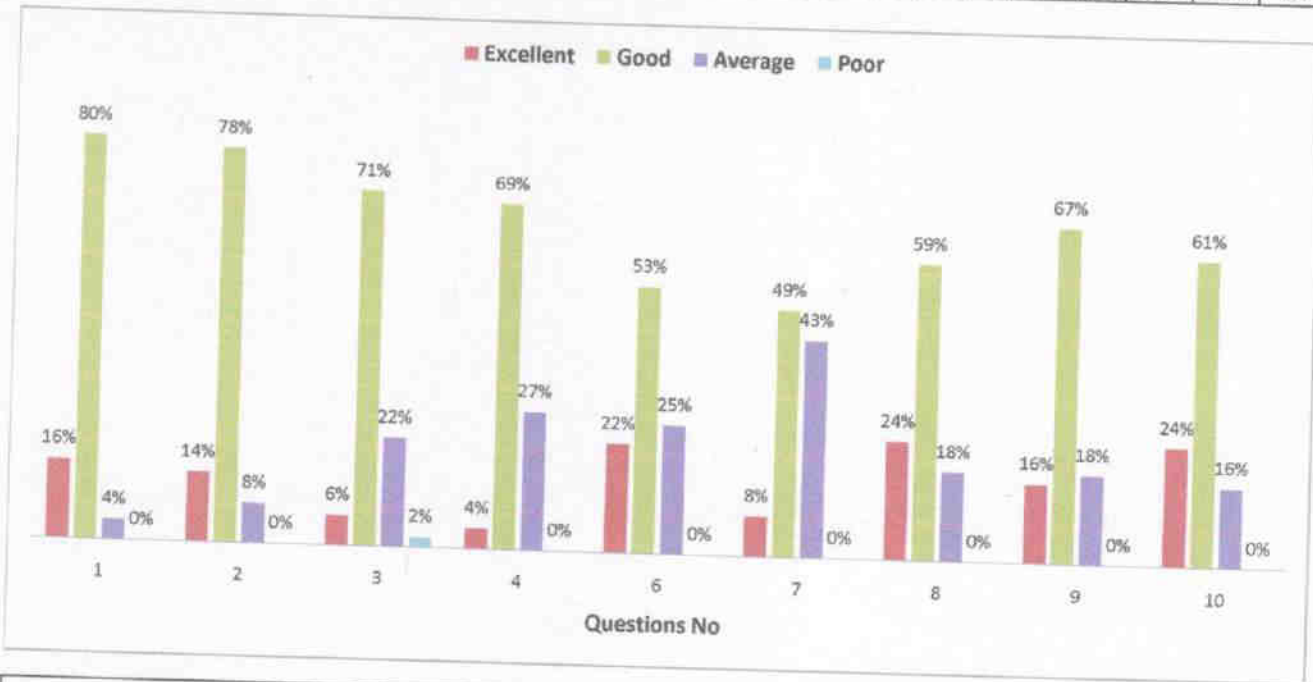


REPORT IS	SATISFACTORY
ACTION TAKEN	NO


PRINCIPAL
VISHNUCHARAN GUPTA
 Govt. College Pussore
 District- Raigarh (C.G.)

ANALYSIS ON FEEDBACK FROM STUDENTS
CLASS- B.A. SECOND YEAR
SESSION -2018-19

Sno	Questionnaires	Numbers					In %			
		Excellent	Good	Average	Poor	Total	Excellent	Good	Average	Poor
1	How do you rate the syllabus of courses that you have studied.	8	41	2	0	51	16%	80%	4%	0%
2	Rate the size of syllabus in terms of the load on student	7	40	4	0	51	14%	78%	8%	0%
3	How do you rate the evaluation scheme designed for each of the course	3	36	11	1	51	6%	71%	22%	2%
4	How do you rate the objective/Outcome stated for each of the course	2	35	14	0	51	4%	69%	27%	0%
6	Efforts to complete the Syllabus by College	11	27	13	0	51	22%	53%	25%	0%
7	Availability of books in library related to course	4	25	22	0	51	8%	49%	43%	0%
8	Teaching-learning environment in the college	12	30	9	0	51	24%	59%	18%	0%
9	Contribution of college in all round development of students	8	34	9	0	51	16%	67%	18%	0%
10	Level & methodology of delivering lecture of professors	12	31	8	0	51	24%	61%	16%	0%

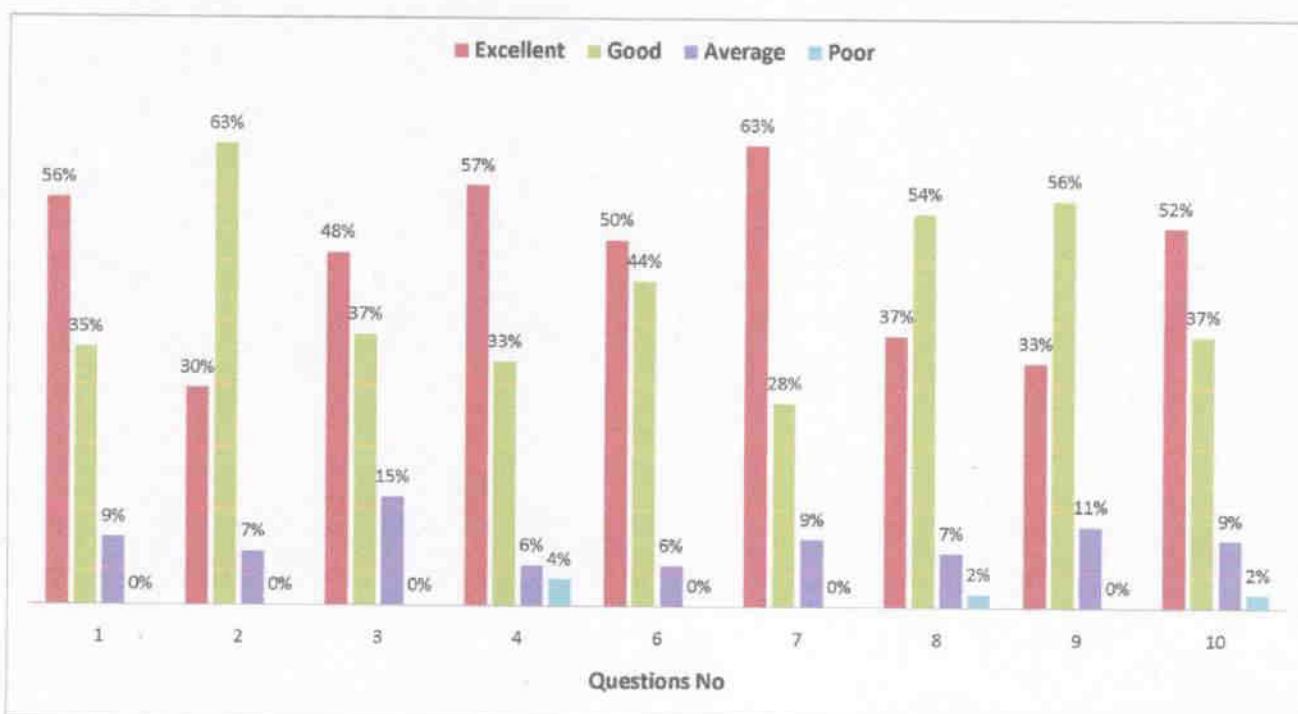


REPORT IS	SATISFACTORY
ACTION TAKEN	NO

[Signature]
PRINCIPAL
VISHNUCHARAN GUPTA
 Govt. College Pussore
 District- Raigarh (C.G.)

ANALYSIS ON FEEDBACK FROM STUDENTS
CLASS- B.A. FINAL YEAR
SESSION -2018-19

Sno	Questionnaires	Numbers					In %			
		Excellent	Good	Average	Poor	Total	Excellent	Good	Average	Poor
1	How do you rate the syllabus of courses that you have studied.	30	19	5	0	54	56%	35%	9%	0%
2	Rate the size of syllabus in terms of the load on student	16	34	4	0	54	30%	63%	7%	0%
3	How do you rate the evaluation scheme designed for each of the course	26	20	8	0	54	48%	37%	15%	0%
4	How do you rate the objective/Outcome stated for each of the course	31	18	3	2	54	57%	33%	6%	4%
6	Efforts to complete the Syllabus by College	27	24	3	0	54	50%	44%	6%	0%
7	Availability of books in library related to course	34	15	5	0	54	63%	28%	9%	0%
8	Teaching-learning environment in the college	20	29	4	1	54	37%	54%	7%	2%
9	Contribution of college in all round development of students	18	30	6	0	54	33%	56%	11%	0%
10	Level & methodology of delivering lecture of professors	28	20	5	1	54	52%	37%	9%	2%

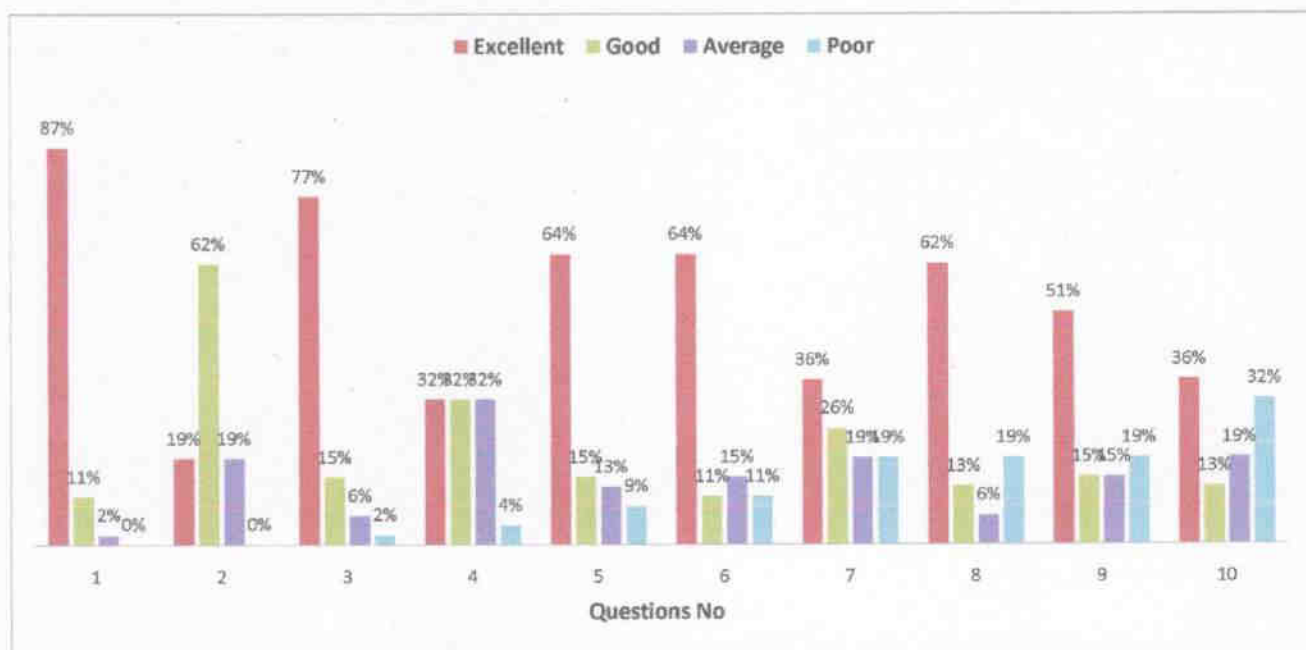


REPORT IS	SATISFACTORY
ACTION TAKEN	NO



PRINCIPAL
 VISHNUCHARAN GUPTA
 Govt. College Pussore
 District- Raigarh (C.G.)

**ANALYSIS ON FEEDBACK FROM STUDENTS
CLASS- B.Sc. FIRST YEAR
SESSION -2018-19**

Sno	Questionnaires	Numbers					In %			
		Excellent	Good	Average	Poor	Total	Excellent	Good	Average	Poor
1	How do you rate the syllabus of courses that you have studied.	41	5	1	0	47	87%	11%	2%	0%
2	Rate the size of syllabus in terms of the load on student	9	29	9	0	47	19%	62%	19%	0%
3	How do you rate the evaluation scheme designed for each of the course	36	7	3	1	47	77%	15%	6%	2%
4	How do you rate the objective/Outcome stated for each of the course	15	15	15	2	47	32%	32%	32%	4%
5	How do you rate the LAB course	30	7	6	4	47	64%	15%	13%	9%
6	Efforts to complete the Syllabus by College	30	5	7	5	47	64%	11%	15%	11%
7	Availability of books in library related to course	17	12	9	9	47	36%	26%	19%	19%
8	Teaching-learning environment in the college	29	6	3	9	47	62%	13%	6%	19%
9	Contribution of college in all round development of students	24	7	7	9	47	51%	15%	15%	19%
10	Level & methodology of delivering lecture of professors	17	6	9	15	47	36%	13%	19%	32%

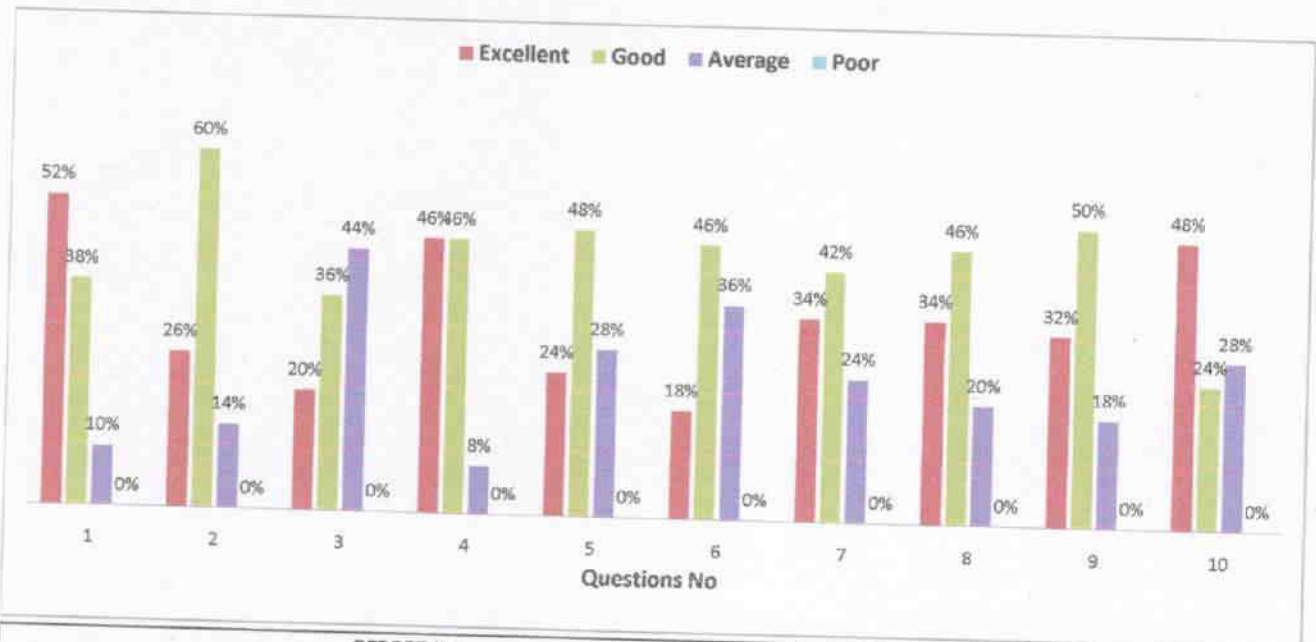


REPORT IS	SATISFACTORY
ACTION TAKEN	NO


PRINCIPAL
 Vishnu Charan Gupta
 Govt. College Pussore
 District- Raigarh (C.G.)

ANALYSIS ON FEEDBACK FROM STUDENTS
CLASS- B.Sc. SECOND YEAR
SESSION -2018-19

Sno	Questionnaires	Numbers					In %			
		Excellent	Good	Average	Poor	Total	Excellent	Good	Average	Poor
1	How do you rate the syllabus of courses that you have studied.	26	19	5	0	50	52%	38%	10%	0%
2	Rate the size of syllabus in terms of the load on student	13	30	7	0	50	26%	60%	14%	0%
3	How do you rate the evaluation scheme designed for each of the course	10	18	22	0	50	20%	36%	44%	0%
4	How do you rate the objective/Outcome stated for each of the course	23	23	4	0	50	46%	46%	8%	0%
5	How do you rate the LAB course	12	24	14	0	50	24%	48%	28%	0%
6	Efforts to complete the Syllabus by College	9	23	18	0	50	18%	46%	36%	0%
7	Availability of books in library related to course	17	21	12	0	50	34%	42%	24%	0%
8	Teaching-learning environment in the college	17	23	10	0	50	34%	46%	20%	0%
9	Contribution of college in all round development of students	16	25	9	0	50	32%	50%	18%	0%
10	Level & methodology of delivering lecture of professors	24	12	14	0	50	48%	24%	28%	0%

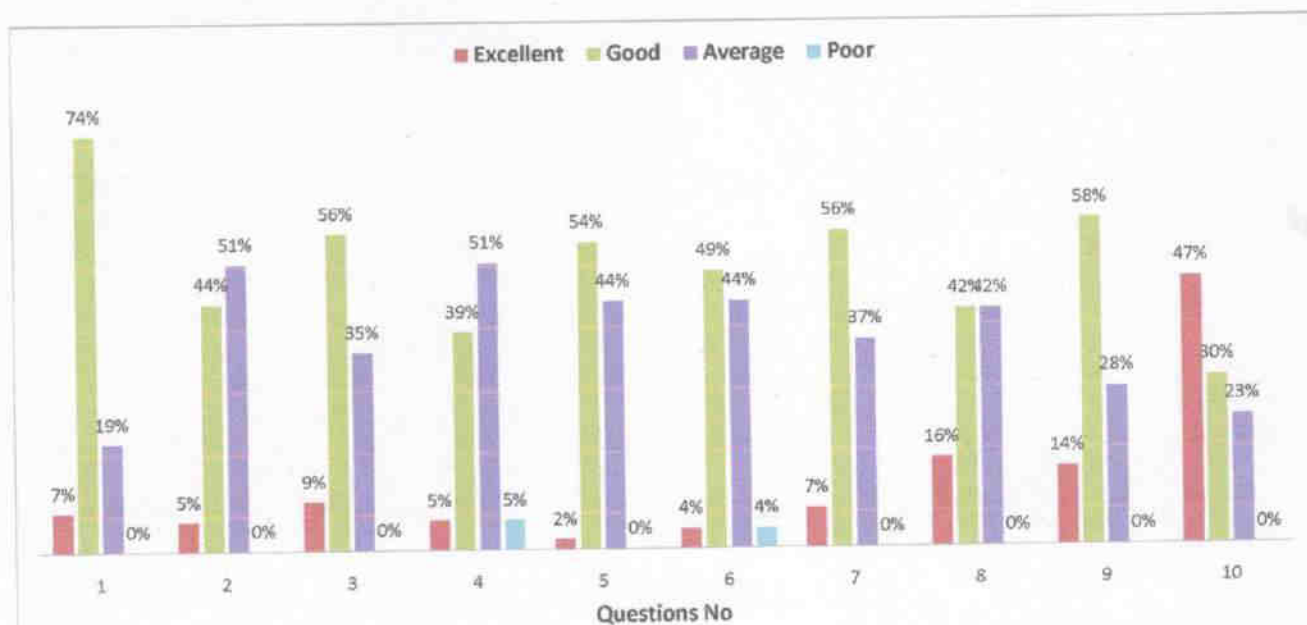


REPORT IS	SATISFACTORY
ACTION TAKEN	NO


Jay
PRINCIPAL
VISHNUCHARAN GUPTA
 Govt. College Pussore
 District- Raigarh (C.G.)

**ANALYSIS ON FEEDBACK FROM STUDENTS
CLASS- B.Sc. FINAL YEAR
SESSION -2018-19**

Sno	Questionnaires	Numbers					In %			
		Excellent	Good	Average	Poor	Total	Excellent	Good	Average	Poor
1	How do you rate the syllabus of courses that you have studied.	4	42	11	0	57	7%	74%	19%	0%
2	Rate the size of syllabus in terms of the load on student	3	25	29	0	57	5%	44%	51%	0%
3	How do you rate the evaluation scheme designed for each of the course	5	32	20	0	57	9%	56%	35%	0%
4	How do you rate the objective/Outcome stated for each of the course	3	22	29	3	57	5%	39%	51%	5%
5	How do you rate the LAB course	1	31	25	0		2%	54%	44%	0%
6	Efforts to complete the Syllabus by College	2	28	25	2	57	4%	49%	44%	4%
7	Availability of books in library related to course	4	32	21	0	57	7%	56%	37%	0%
8	Teaching-learning environment in the college	9	24	24	0	57	16%	42%	42%	0%
9	Contribution of college in all round development of students	8	33	16	0	57	14%	58%	28%	0%
10	Level & methodology of delivering lecture of professors	27	17	13	0	57	47%	30%	23%	0%

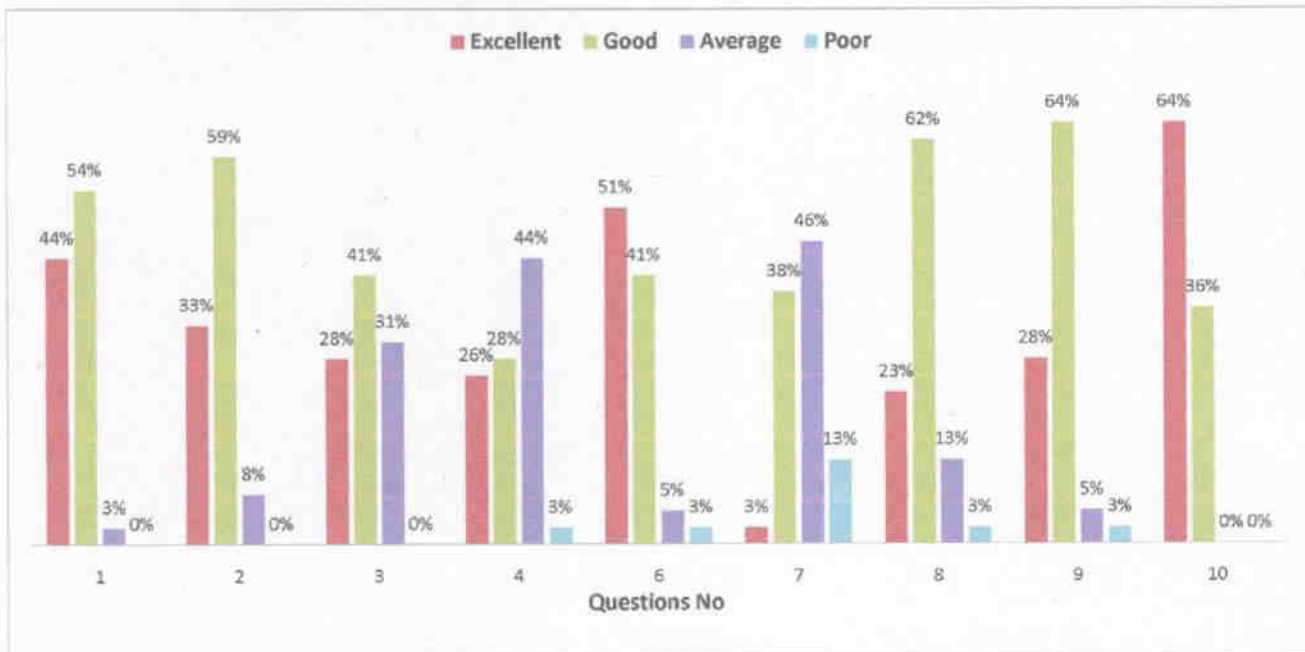


REPORT IS	SATISFACTORY
ACTION TAKEN	NO


PRINCIPAL
VISHNUCHARAN GUPTA
 Govt. College Pussore
 District- Raigarh (C.G.)

ANALYSIS ON FEEDBACK FROM STUDENTS
CLASS- B.COM. FIRST YEAR
SESSION -2018-19

Sno	Questionnaires	Numbers					In %			
		Excellent	Good	Average	Poor	Total	Excellent	Good	Average	Poor
1	How do you rate the syllabus of courses that you have studied.	17	21	1	0	39	44%	54%	3%	0%
2	Rate the size of syllabus in terms of the load on student	13	23	3	0	39	33%	59%	8%	0%
3	How do you rate the evaluation scheme designed for each of the course	11	16	12	0	39	28%	41%	31%	0%
4	How do you rate the objective/Outcome stated for each of the course	10	11	17	1	39	26%	28%	44%	3%
6	Efforts to complete the Syllabus by College	20	16	2	1	39	51%	41%	5%	3%
7	Availability of books in library related to course	1	15	18	5	39	3%	38%	46%	13%
8	Teaching-learning environment in the college	9	24	5	1	39	23%	62%	13%	3%
9	Contribution of college in all round development of students	11	25	2	1	39	28%	64%	5%	3%
10	Level & methodology of delivering lecture of professors	25	14	0	0	39	64%	36%	0%	0%

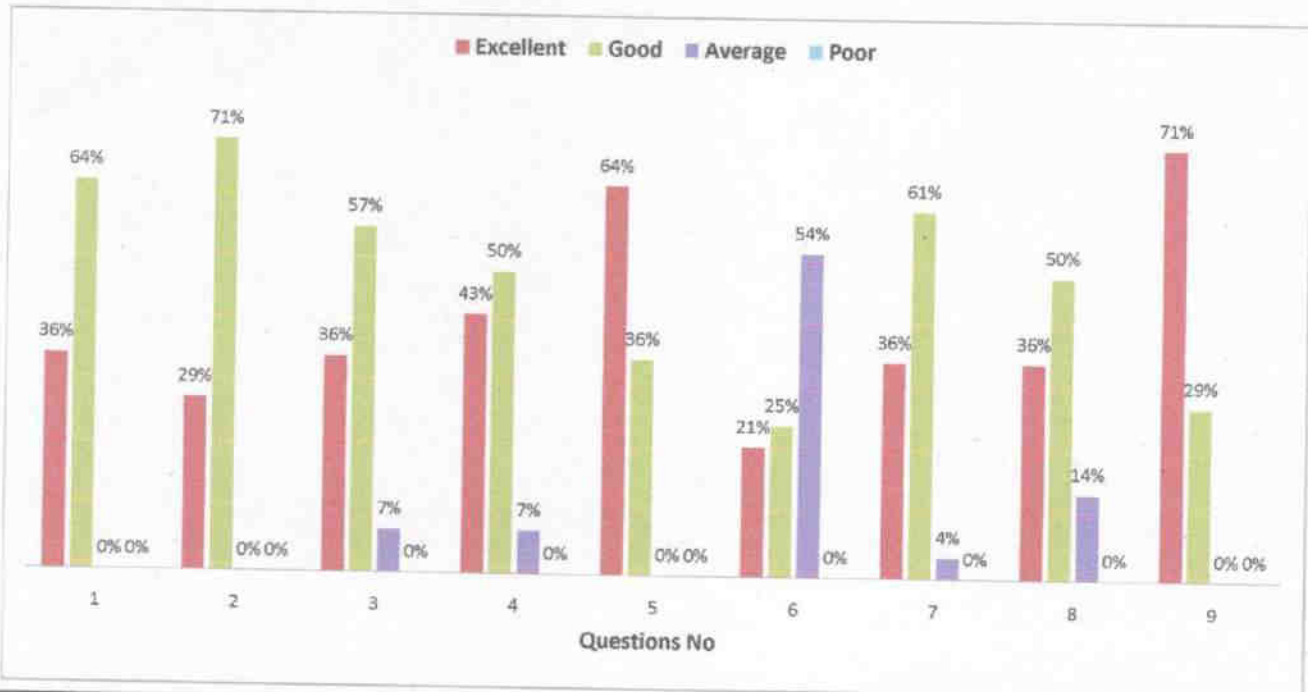


REPORT IS	SATISFACTORY
ACTION TAKEN	NO



PRINCIPAL
 VISHNUCHARAN GUPTA
 Govt. College Pussore
 District- Raigarh (C.G.)

**ANALYSIS ON FEEDBACK FROM STUDENTS
CLASS- B.COM. SECOND YEAR
SESSION -2018-19**

Sno	Questionnaires	Numbers					In %			
		Excellent	Good	Average	Poor	Total	Excellent	Good	Average	Poor
1	How do you rate the syllabus of courses that you have studied.	10	18	0	0	28	36%	64%	0%	0%
2	Rate the size of syllabus in terms of the load on student	8	20	0	0	28	29%	71%	0%	0%
3	How do you rate the evaluation scheme designed for each of the course	10	16	2	0	28	36%	57%	7%	0%
4	How do you rate the objective/Outcome stated for each of the course	12	14	2	0	28	43%	50%	7%	0%
6	Efforts to complete the Syllabus by College	18	10	0	0	28	64%	36%	0%	0%
7	Availability of books in library related to course	6	7	15	0	28	21%	25%	54%	0%
8	Teaching-learning environment in the college	10	17	1	0	28	36%	61%	4%	0%
9	Contribution of college in all round development of students	10	14	4	0	28	36%	50%	14%	0%
10	Level & methodology of delivering lecture of professors	20	8	0	0	28	71%	29%	0%	0%

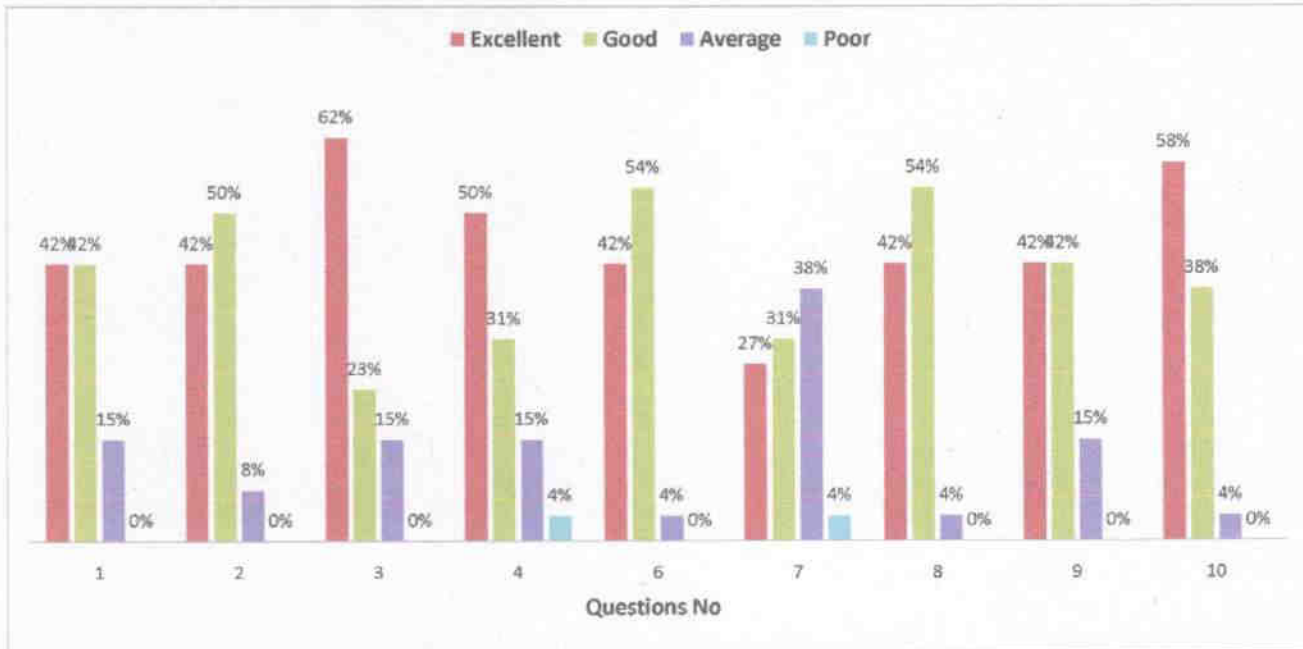


REPORT IS	SATISFACTORY
ACTION TAKEN	NO



PRINCIPAL
VISHNUCHARAN GUPTA
 Govt. College Pussore
 District- Raigarh (C.G.)

**ANALYSIS ON FEEDBACK FROM STUDENTS
CLASS- B.COM. FINAL YEAR
SESSION -2018-19**

Sno	Questionnaires	Numbers					In %			
		Excellent	Good	Average	Poor	Total	Excellent	Good	Average	Poor
1	How do you rate the syllabus of courses that you have studied.	11	11	4	0	26	42%	42%	15%	0%
2	Rate the size of syllabus in terms of the load on student	11	13	2	0	26	42%	50%	8%	0%
3	How do you rate the evaluation scheme designed for each of the course	16	6	4	0	26	62%	23%	15%	0%
4	How do you rate the objective/Outcome stated for each of the course	13	8	4	1	26	50%	31%	15%	4%
6	Efforts to complete the Syllabus by College	11	14	1	0	26	42%	54%	4%	0%
7	Availability of books in library related to course	7	8	10	1	26	27%	31%	38%	4%
8	Teaching-learning environment in the college	11	14	1	0	26	42%	54%	4%	0%
9	Contribution of college in all round development of students	11	11	4	0	26	42%	42%	15%	0%
10	Level & methodology of delivering lecture of professors	15	10	1	0	26	58%	38%	4%	0%

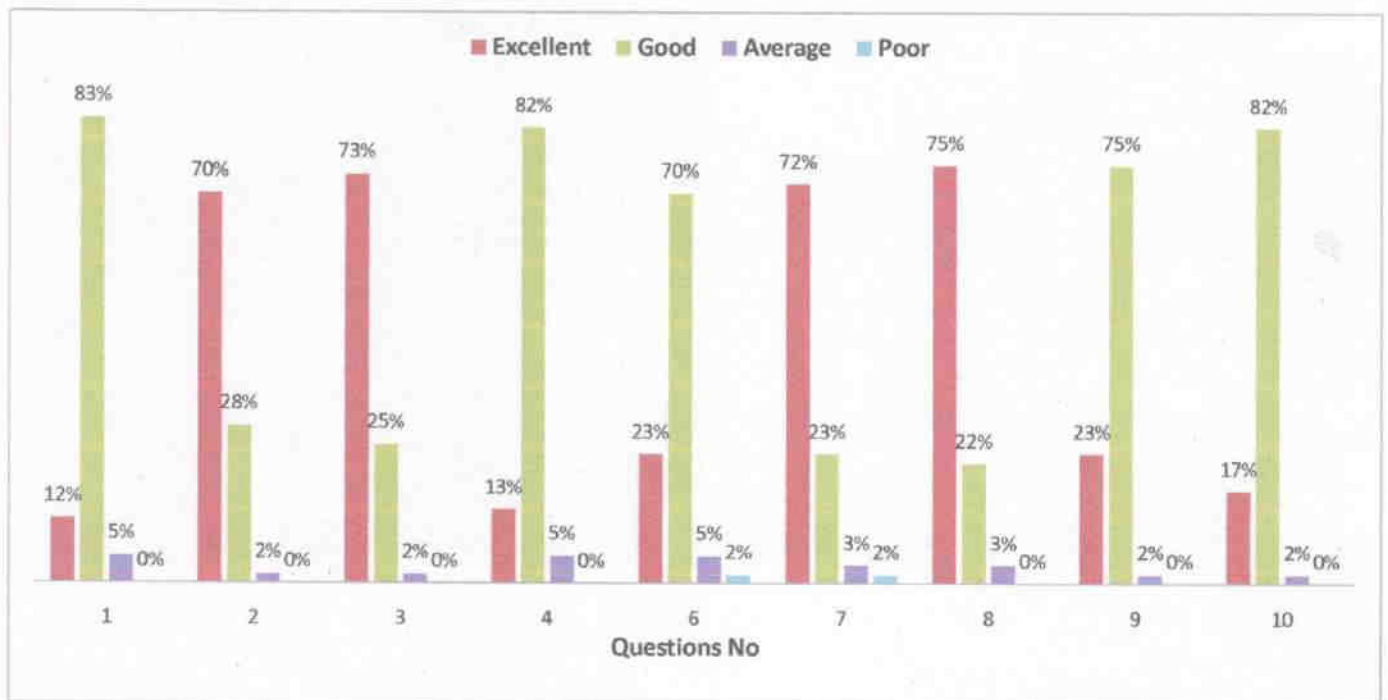


REPORT IS	SATISFACTORY
ACTION TAKEN	NO


PRINCIPAL
 VISHNUCHARAN GUPTA
 Govt. College Pussore
 District- Raigarh (C.G.)

**ANALYSIS ON FEEDBACK FROM STUDENTS
CLASS- B.A. FIRST YEAR
SESSION -2019-20**

Sno	Questionnaires	Numbers					In %			
		Excellent	Good	Average	Poor	Total	Excellent	Good	Average	Poor
1	How do you rate the syllabus of courses that you have studied.	7	50	3	0	60	12%	83%	5%	0%
2	Rate the size of syllabus in terms of the load on student	42	17	1	0	60	70%	28%	2%	0%
3	How do you rate the evaluation scheme designed for each of the course	44	15	1	0	60	73%	25%	2%	0%
4	How do you rate the objective/Outcome stated for each of the course	8	49	3	0	60	13%	82%	5%	0%
6	Efforts to complete the Syllabus by College	14	42	3	1	60	23%	70%	5%	2%
7	Availability of books in library related to course	43	14	2	1	60	72%	23%	3%	2%
8	Teaching-learning environment in the college	45	13	2	0	60	75%	22%	3%	0%
9	Contribution of college in all round development of students	14	45	1	0	60	23%	75%	2%	0%
10	Level & methodology of delivering lecture of professors	10	49	1	0	60	17%	82%	2%	0%



REPORT IS	SATISFACTORY
ACTION TAKEN	NO


Deep
PRINCIPAL
VISHNUCHARAN GUPTA
Govt.College Pussore
District- Raigarh (C.G.)

ANALYSIS ON FEEDBACK FROM STUDENTS
CLASS- B.A. SECOND YEAR
SESSION -2019-20

Sno	Questionnaires	Numbers					In %			
		Excellent	Good	Average	Poor	Total	Excellent	Good	Average	Poor
1	How do you rate the syllabus of courses that you have studied.	19	24	5	0	48	40%	50%	10%	0%
2	Rate the size of syllabus in terms of the load on student	13	26	9	0	48	27%	54%	19%	0%
3	How do you rate the evaluation scheme designed for each of the course	19	18	11	0	48	40%	38%	23%	0%
4	How do you rate the objective/Outcome stated for each of the course	18	18	10	2	48	38%	38%	21%	4%
6	Efforts to complete the Syllabus by College	20	19	7	2	48	42%	40%	15%	4%
7	Availability of books in library related to course	26	13	8	1	48	54%	27%	17%	2%
8	Teaching-learning environment in the college	12	20	10	6	48	25%	42%	21%	13%
9	Contribution of college in all round development of students	12	18	2	16	48	25%	38%	4%	33%
10	Level & methodology of delivering lecture of professors	23	17	4	4	48	48%	35%	8%	8%

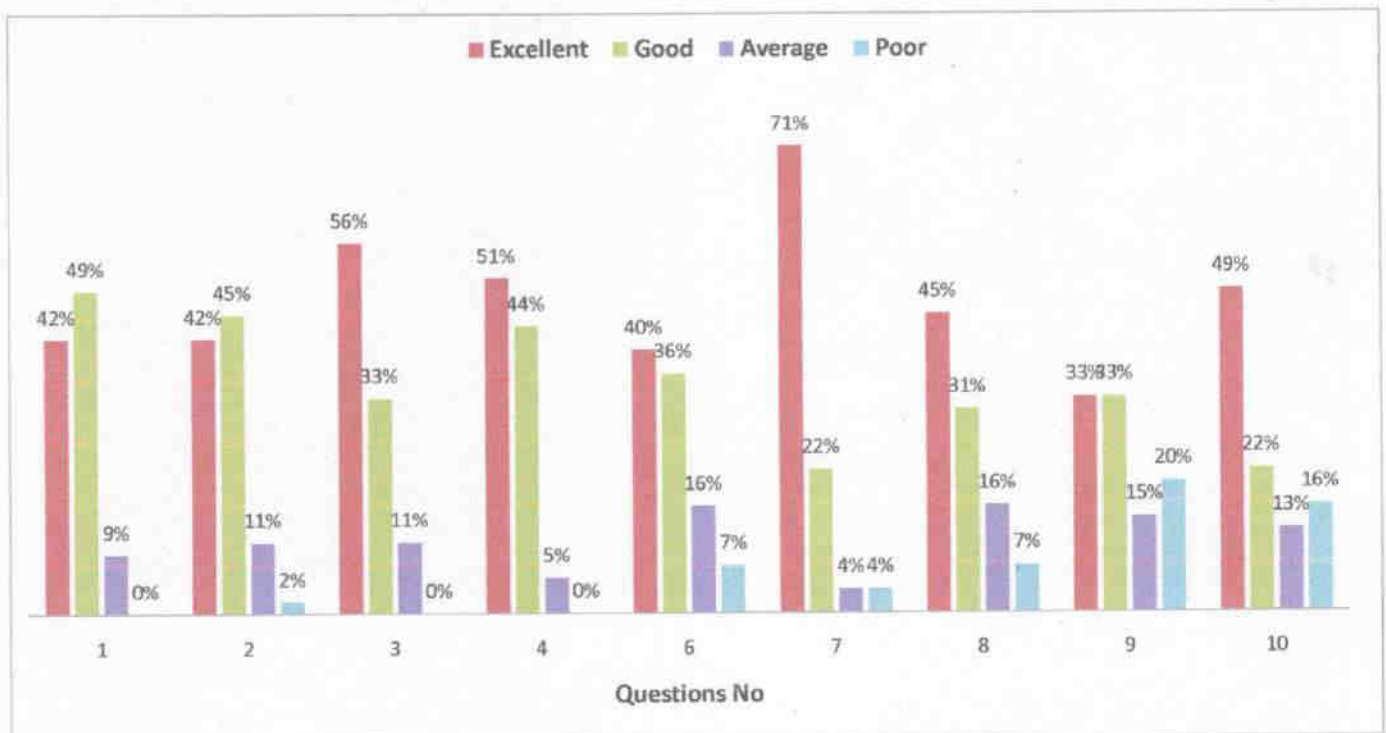


REPORT IS	SATISFACTORY
ACTION TAKEN	NO


PRINCIPAL
VISHNUCHARAN GUPTA
 Govt. College Pussore
 District- Raigarh (C.G.)

ANALYSIS ON FEEDBACK FROM STUDENTS
CLASS- B.A. FINAL YEAR
SESSION -2019-20

Sno	Questionnaires	Numbers					In %			
		Excellent	Good	Average	Poor	Total	Excellent	Good	Average	Poor
1	How do you rate the syllabus of courses that you have studied.	23	27	5	0	55	42%	49%	9%	0%
2	Rate the size of syllabus in terms of the load on student	23	25	6	1	55	42%	45%	11%	2%
3	How do you rate the evaluation scheme designed for each of the course	31	18	6	0	55	56%	33%	11%	0%
4	How do you rate the objective/Outcome stated for each of the course	28	24	3	0	55	51%	44%	5%	0%
6	Efforts to complete the Syllabus by College	22	20	9	4	55	40%	36%	16%	7%
7	Availability of books in library related to course	39	12	2	2	55	71%	22%	4%	4%
8	Teaching-learning environment in the college	25	17	9	4	55	45%	31%	16%	7%
9	Contribution of college in all round development of students	18	18	8	11	55	33%	33%	15%	20%
10	Level & methodology of delivering lecture of professors	27	12	7	9	55	49%	22%	13%	16%



REPORT IS	SATISFACTORY
ACTION TAKEN	NO

Jay
PRINCIPAL
VISHNUCHARAN GUPTA
 Govt. College Pussore
 District- Raigarh (C.G.)

ANALYSIS ON FEEDBACK FROM STUDENTS
CLASS- B.Sc. FIRST YEAR
SESSION -2019-20

Sno	Questionnaires	Numbers					In %			
		Excellent	Good	Average	Poor	Total	Excellent	Good	Average	Poor
1	How do you rate the syllabus of courses that you have studied.	19	36	1	0	56	34%	64%	2%	0%
2	Rate the size of syllabus in terms of the load on student	13	33	10	0	56	23%	59%	18%	0%
3	How do you rate the evaluation scheme designed for each of the course	22	27	7	0	56	39%	48%	13%	0%
4	How do you rate the objective/Outcome stated for each of the course	21	27	7	1	56	38%	48%	13%	2%
5	How do you rate the LAB course	11	26	16	3	56	20%	46%	29%	5%
6	Efforts to complete the Syllabus by College	18	37	1	0	56	32%	66%	2%	0%
7	Availability of books in library related to course	17	29	9	1	56	30%	52%	16%	2%
8	Teaching-learning environment in the college	26	28	2	0	56	46%	50%	4%	0%
9	Contribution of college in all round development of students	29	24	3	0	56	52%	43%	5%	0%
10	Level & methodology of delivering lecture of professors	33	21	2	0	56	59%	38%	4%	0%

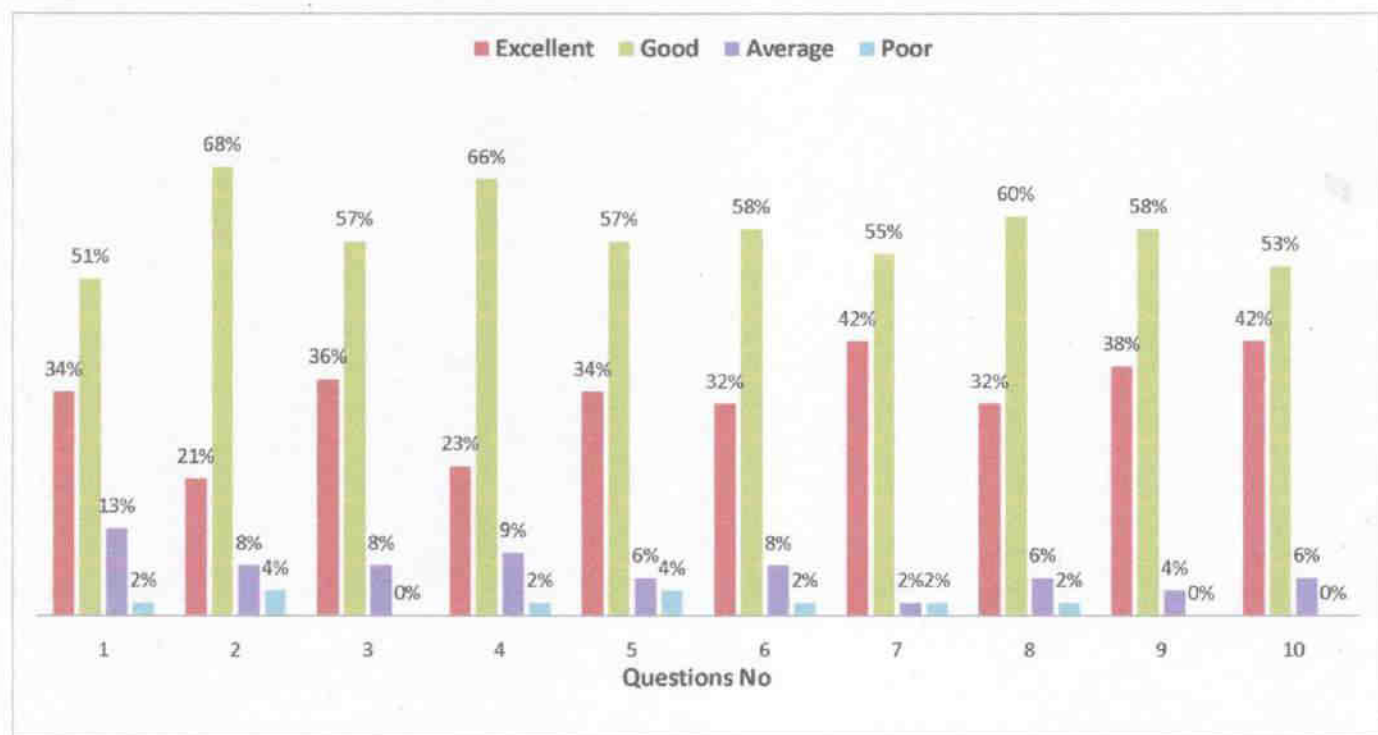


REPORT IS	SATISFACTORY
ACTION TAKEN	NO

Deep
PRINCIPAL
VISHNUCHARAN GUPTA
 Govt. College Pussore
 District- Raigarh (C.G.)

ANALYSIS ON FEEDBACK FROM STUDENTS
CLASS- B.Sc. SECOND YEAR
SESSION -2019-20

Sno	Questionnaires	Numbers					In %			
		Excellent	Good	Average	Poor	Total	Excellent	Good	Average	Poor
1	How do you rate the syllabus of courses that you have studied.	18	27	7	1	53	34%	51%	13%	2%
2	Rate the size of syllabus in terms of the load on student	11	36	4	2	53	21%	68%	8%	4%
3	How do you rate the evaluation scheme designed for each of the course	19	30	4	0	53	36%	57%	8%	0%
4	How do you rate the objective/Outcome stated for each of the course	12	35	5	1	53	23%	66%	9%	2%
5	How do you rate the LAB course	18	30	3	2	53	34%	57%	6%	4%
6	Efforts to complete the Syllabus by College	17	31	4	1	53	32%	58%	8%	2%
7	Availability of books in library related to course	22	29	1	1	53	42%	55%	2%	2%
8	Teaching-learning environment in the college	17	32	3	1	53	32%	60%	6%	2%
9	Contribution of college in all round development of students	20	31	2	0	53	38%	58%	4%	0%
10	Level & methodology of delivering lecture of professors	22	28	3	0	53	42%	53%	6%	0%

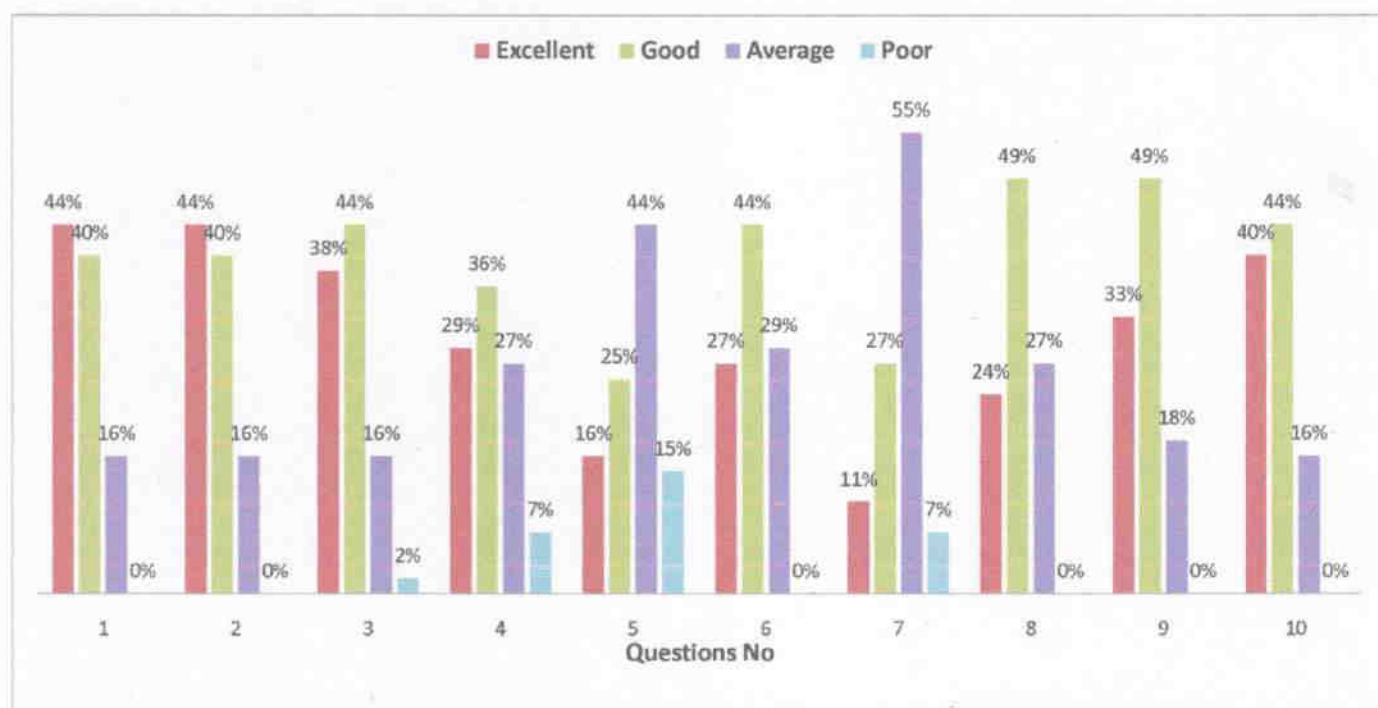


REPORT IS	SATISFACTORY
ACTION TAKEN	NO

Deep
PRINCIPAL
VISHNUCHARAN GUPTA
 Govt.College Pussore
 District- Raigarh (C.G.)

ANALYSIS ON FEEDBACK FROM STUDENTS
CLASS- B.Sc. FINAL YEAR
SESSION -2019-20

Sno	Questionnaires	Numbers					In %			
		Excellent	Good	Average	Poor	Total	Excellent	Good	Average	Poor
1	How do you rate the syllabus of courses that you have studied.	24	22	9	0	55	44%	40%	16%	0%
2	Rate the size of syllabus in terms of the load on student	24	22	9	0	55	44%	40%	16%	0%
3	How do you rate the evaluation scheme designed for each of the course	21	24	9	1	55	38%	44%	16%	2%
4	How do you rate the objective/Outcome stated for each of the course	16	20	15	4	55	29%	36%	27%	7%
5	How do you rate the LAB course	9	14	24	8	55	16%	25%	44%	15%
6	Efforts to complete the Syllabus by College	15	24	16	0	55	27%	44%	29%	0%
7	Availability of books in library related to course	6	15	30	4	55	11%	27%	55%	7%
8	Teaching-learning environment in the college	13	27	15	0	55	24%	49%	27%	0%
9	Contribution of college in all round development of students	18	27	10	0	55	33%	49%	18%	0%
10	Level & methodology of delivering lecture of professors	22	24	9	0	55	40%	44%	16%	0%

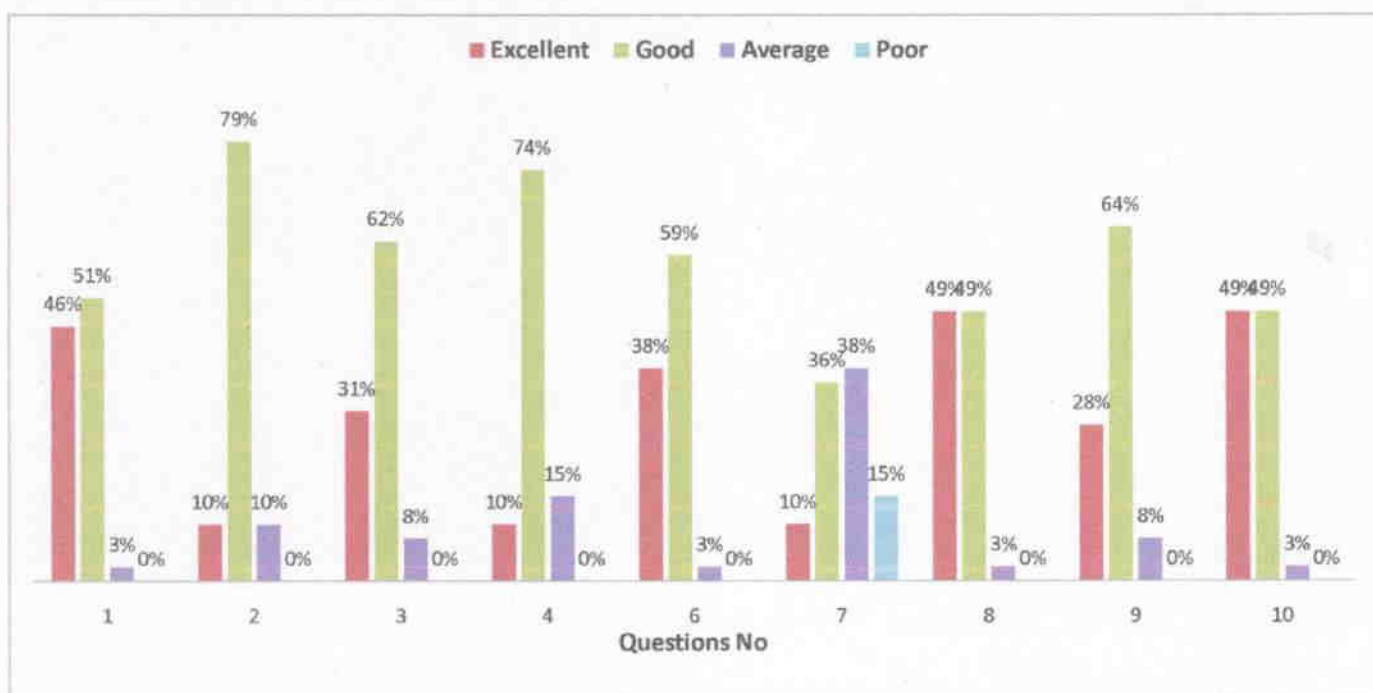


REPORT IS	SATISFACTORY
ACTION TAKEN	NO



PRINCIPAL
VISHNUCHARAN GUPTA
 Govt. College Pussore
 District- Raigarh (C.G.)

ANALYSIS ON FEEDBACK FROM STUDENTS
CLASS- B.COM. FIRST YEAR
SESSION -2019-20

Sno	Questionnaires	Numbers					In %			
		Excellent	Good	Average	Poor	Total	Excellent	Good	Average	Poor
1	How do you rate the syllabus of courses that you have studied.	18	20	1	0	39	46%	51%	3%	0%
2	Rate the size of syllabus in terms of the load on student	4	31	4	0	39	10%	79%	10%	0%
3	How do you rate the evaluation scheme designed for each of the course	12	24	3	0	39	31%	62%	8%	0%
4	How do you rate the objective/Outcome stated for each of the course	4	29	6	0	39	10%	74%	15%	0%
6	Efforts to complete the Syllabus by College	15	23	1	0	39	38%	59%	3%	0%
7	Availability of books in library related to course	4	14	15	6	39	10%	36%	38%	15%
8	Teaching-learning environment in the college	19	19	1	0	39	49%	49%	3%	0%
9	Contribution of college in all round development of students	11	25	3	0	39	28%	64%	8%	0%
10	Level & methodology of delivering lecture of professors	19	19	1	0	39	49%	49%	3%	0%

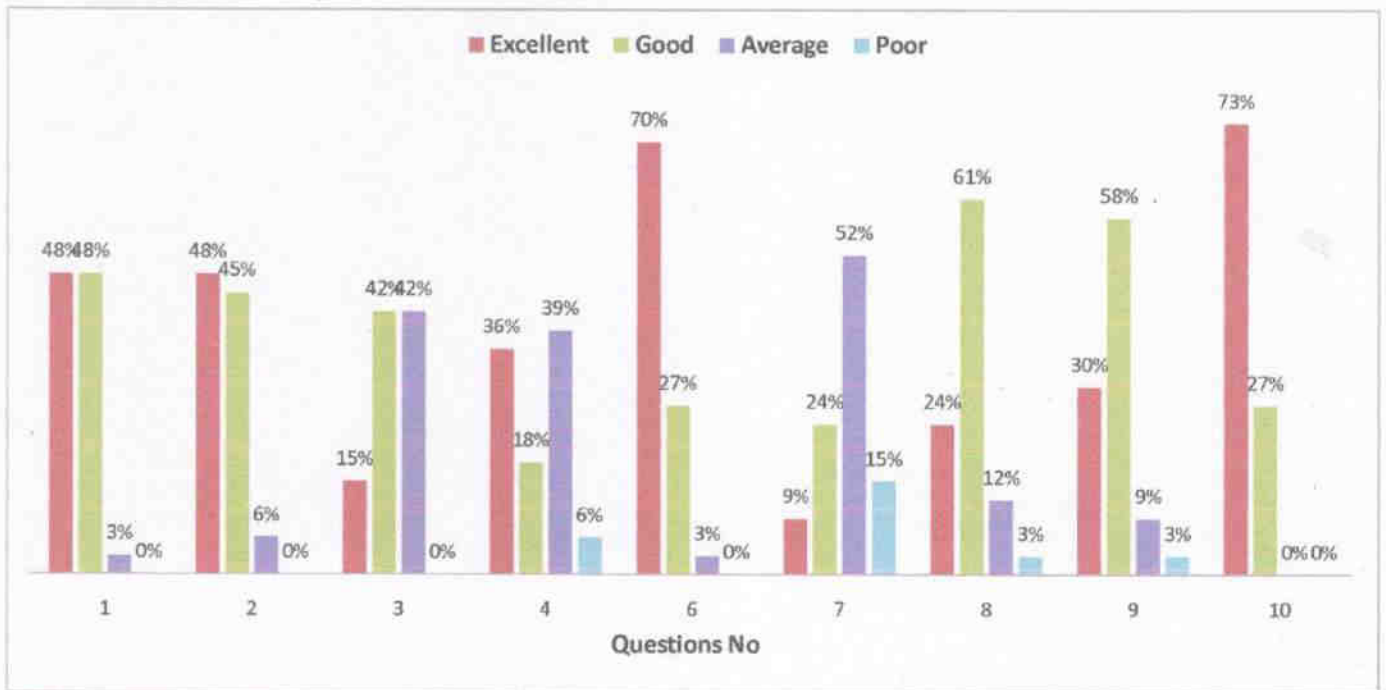


REPORT IS	SATISFACTORY
ACTION TAKEN	NO



PRINCIPAL
VISHNUCHARAN GUPTA
 Govt. College Pussore
 District- Raigarh (C.G.)

ANALYSIS ON FEEDBACK FROM STUDENTS
CLASS- B.COM. SECOND YEAR
SESSION -2019-20

Sno	Questionnaires	Numbers					In %			
		Excellent	Good	Average	Poor	Total	Excellent	Good	Average	Poor
1	How do you rate the syllabus of courses that you have studied.	16	16	1	0	33	48%	48%	3%	0%
2	Rate the size of syllabus in terms of the load on student	16	15	2	0	33	48%	45%	6%	0%
3	How do you rate the evaluation scheme designed for each of the course	5	14	14	0	33	15%	42%	42%	0%
4	How do you rate the objective/Outcome stated for each of the course	12	6	13	2	33	36%	18%	39%	6%
6	Efforts to complete the Syllabus by College	23	9	1	0	33	70%	27%	3%	0%
7	Availability of books in library related to course	3	8	17	5	33	9%	24%	52%	15%
8	Teaching-learning environment in the college	8	20	4	1	33	24%	61%	12%	3%
9	Contribution of college in all round development of students	10	19	3	1	33	30%	58%	9%	3%
10	Level & methodology of delivering lecture of professors	24	9	0	0	33	73%	27%	0%	0%

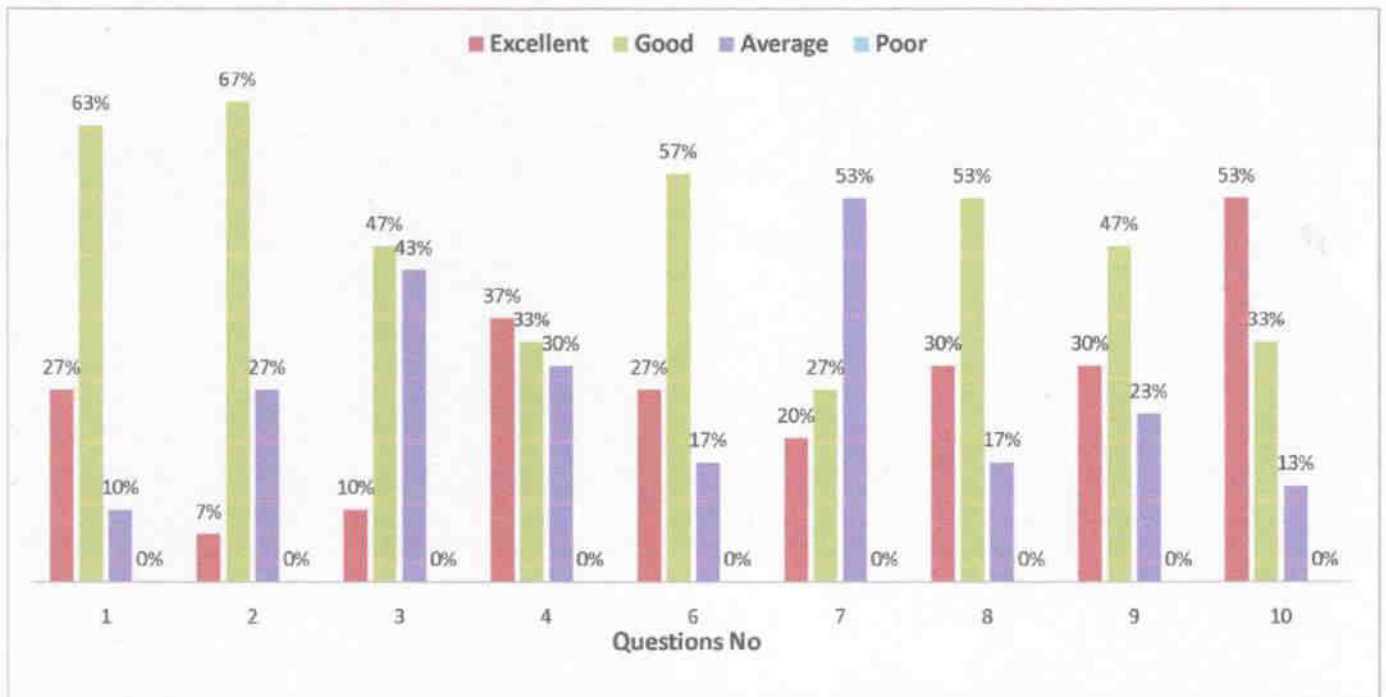


REPORT IS	SATISFACTORY
ACTION TAKEN	NO


PRINCIPAL
VISHNUCHARAN GUPTA
 Govt. College Pussore
 District- Raigarh (C.G.)

ANALYSIS ON FEEDBACK FROM STUDENTS
CLASS- B.COM. FINAL YEAR
SESSION -2019-20

Sno	Questionnaires	Numbers					In %			
		Excellent	Good	Average	Poor	Total	Excellent	Good	Average	Poor
1	How do you rate the syllabus of courses that you have studied.	8	19	3	0	30	27%	63%	10%	0%
2	Rate the size of syllabus in terms of the load on student	2	20	8	0	30	7%	67%	27%	0%
3	How do you rate the evaluation scheme designed for each of the course	3	14	13	0	30	10%	47%	43%	0%
4	How do you rate the objective/Outcome stated for each of the course	11	10	9	0	30	37%	33%	30%	0%
6	Efforts to complete the Syllabus by College	8	17	5	0	30	27%	57%	17%	0%
7	Availability of books in library related to course	6	8	16	0	30	20%	27%	53%	0%
8	Teaching-learning environment in the college	9	16	5	0	30	30%	53%	17%	0%
9	Contribution of college in all round development of students	9	14	7	0	30	30%	47%	23%	0%
10	Level & methodology of delivering lecture of professors	16	10	4	0	30	53%	33%	13%	0%

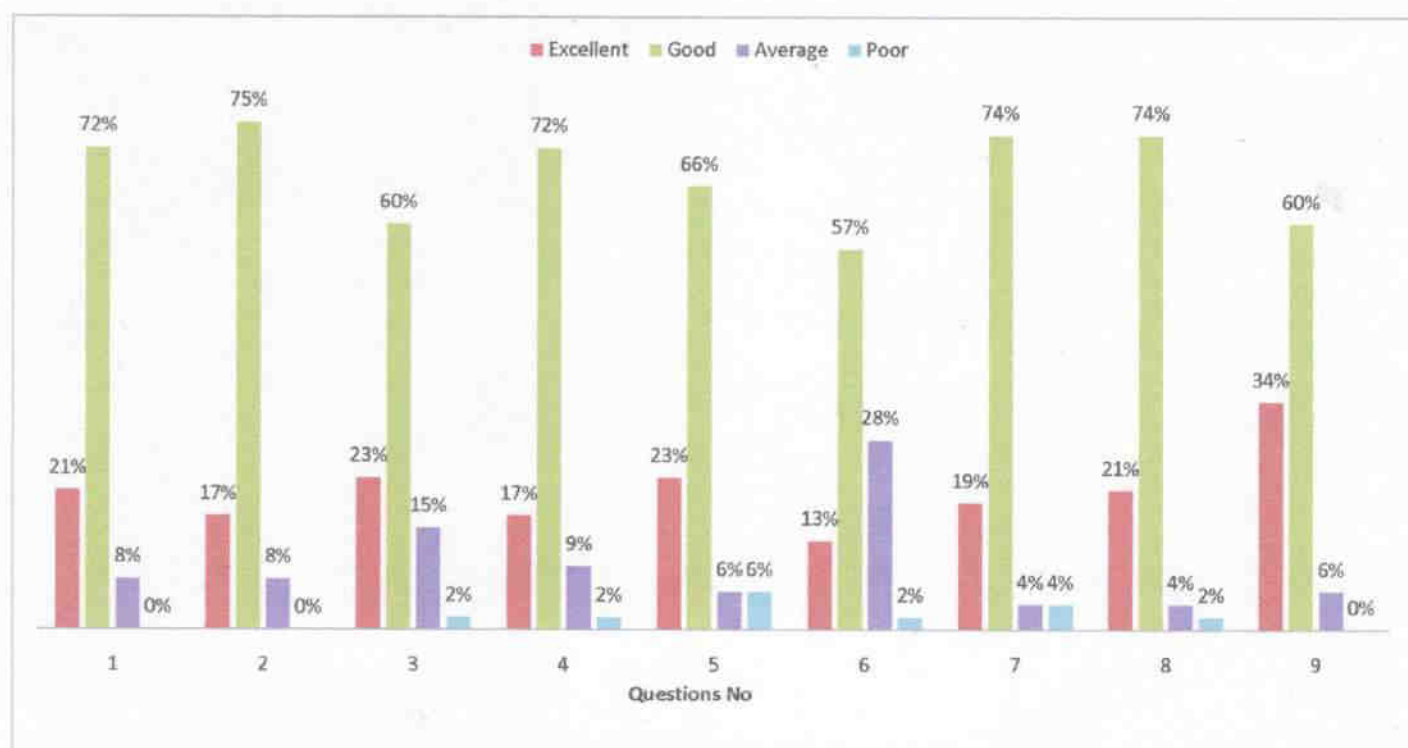


REPORT IS	SATISFACTORY
ACTION TAKEN	NO

Dup
PRINCIPAL
VISHNUCHARAN GUPTA
 Govt.College Pussore
 District- Raigarh (C.G.)

ANALYSIS ON FEEDBACK FROM STUDENTS
CLASS- B.A. FIRST YEAR
SESSION -2020-21

Sno	Questionnaires	Numbers					In %			
		Excellent	Good	Average	Poor	Total	Excellent	Good	Average	Poor
1	How do you rate the syllabus of courses that you have studied.	11	38	4	0	53	21%	72%	8%	0%
2	Rate the size of syllabus in terms of the load on student	9	40	4	0	53	17%	75%	8%	0%
3	How do you rate the evaluation scheme designed for each of the course	12	32	8	1	53	23%	60%	15%	2%
4	How do you rate the objective/Outcome stated for each of the course	9	38	5	1	53	17%	72%	9%	2%
6	Efforts to complete the Syllabus by College	12	35	3	3	53	23%	66%	6%	6%
7	Availability of books in library related to course	7	30	15	1	53	13%	57%	28%	2%
8	Teaching-learning environment in the college	10	39	2	2	53	19%	74%	4%	4%
9	Contribution of college in all round development of students	11	39	2	1	53	21%	74%	4%	2%
10	Level & methodology of delivering lecture of professors	18	32	3	0	53	34%	60%	6%	0%

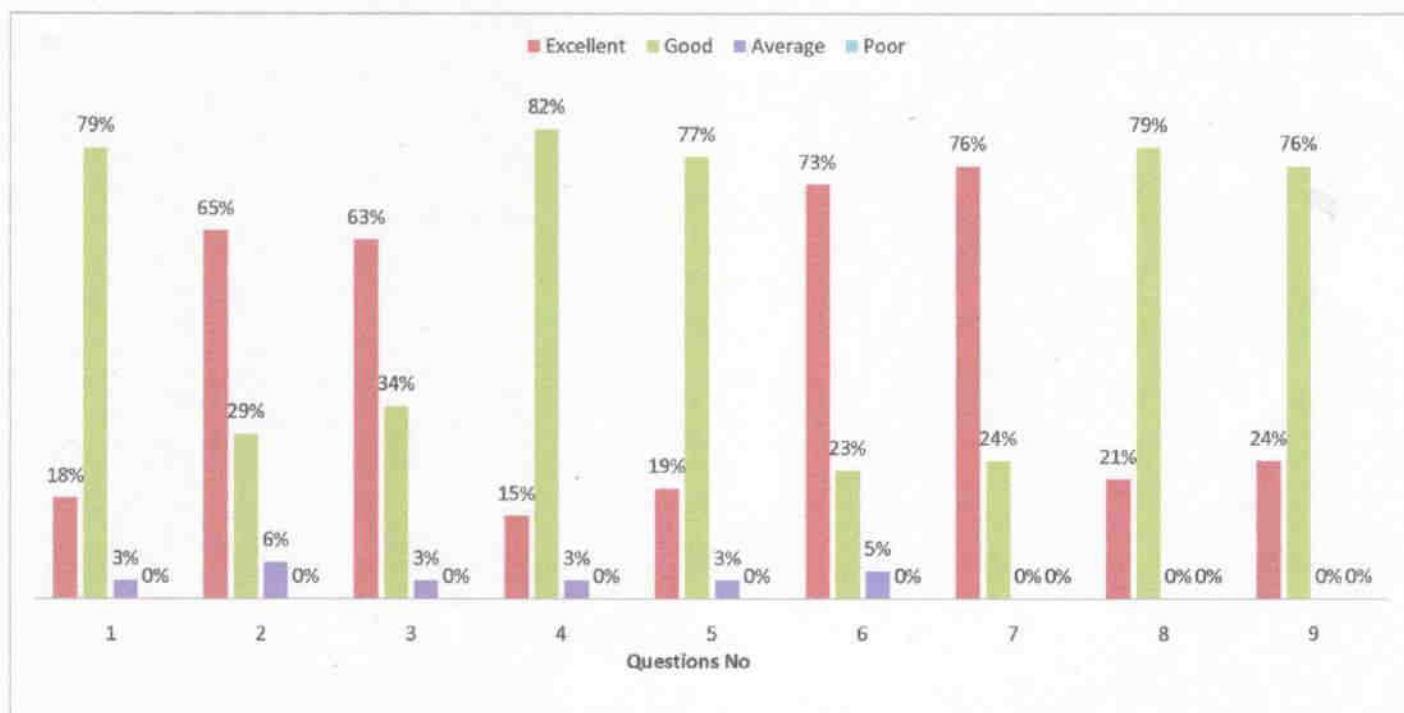


REPORT IS	SATISFACTORY
ACTION TAKEN	NO


PRINCIPAL
VISHNUCHARAN GUPTA
 Govt. College Pussore
 District- Raigarh (C.G.)

ANALYSIS ON FEEDBACK FROM STUDENTS
CLASS- B.A. SECOND YEAR
SESSION -2020-21

Sno	Questionnaires	Numbers					In %			
		Excellent	Good	Average	Poor	Total	Excellent	Good	Average	Poor
1	How do you rate the syllabus of courses that you have studied.	11	49	2	0	62	18%	79%	3%	0%
2	Rate the size of syllabus in terms of the load on student	40	18	4	0	62	65%	29%	6%	0%
3	How do you rate the evaluation scheme designed for each of the course	39	21	2	0	62	63%	34%	3%	0%
4	How do you rate the objective/Outcome stated for each of the course	9	51	2	0	62	15%	82%	3%	0%
6	Efforts to complete the Syllabus by College	12	48	2	0	62	19%	77%	3%	0%
7	Availability of books in library related to course	45	14	3	0	62	73%	23%	5%	0%
8	Teaching-learning environment in the college	47	15	0	0	62	76%	24%	0%	0%
9	Contribution of college in all round development of students	13	49	0	0	62	21%	79%	0%	0%
10	Level & methodology of delivering lecture of professors	15	47	0	0	62	24%	76%	0%	0%

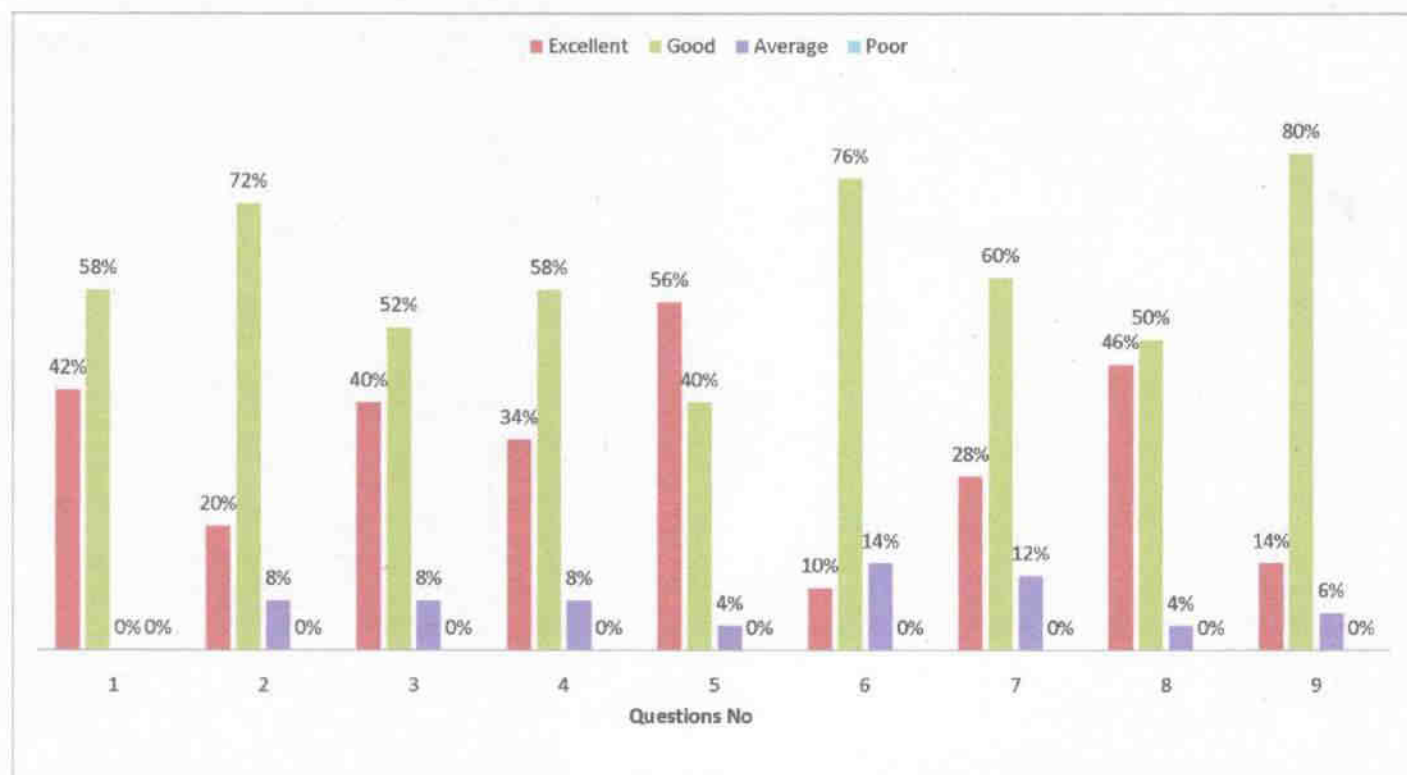


REPORT IS	SATISFACTORY
ACTION TAKEN	NO



PRINCIPAL
VISHNUCHARAN GUPTA
 Govt. College Pussore
 District- Raigarh (C.G.)

ANALYSIS ON FEEDBACK FROM STUDENTS
CLASS- B.A. FINAL YEAR
SESSION -2020-21

Sno	Questionnaires	Numbers					In %			
		Excellent	Good	Average	Poor	Total	Excellent	Good	Average	Poor
1	How do you rate the syllabus of courses that you have studied.	21	29	0	0	50	42%	58%	0%	0%
2	Rate the size of syllabus in terms of the load on student	10	36	4	0	50	20%	72%	8%	0%
3	How do you rate the evaluation scheme designed for each of the course	20	26	4	0	50	40%	52%	8%	0%
4	How do you rate the objective/Outcome stated for each of the course	17	29	4	0	50	34%	58%	8%	0%
6	Efforts to complete the Syllabus by College	28	20	2	0	50	56%	40%	4%	0%
7	Availability of books in library related to course	5	38	7	0	50	10%	76%	14%	0%
8	Teaching-learning environment in the college	14	30	6	0	50	28%	60%	12%	0%
9	Contribution of college in all round development of students	23	25	2	0	50	46%	50%	4%	0%
10	Level & methodology of delivering lecture of professors	7	40	3	0	50	14%	80%	6%	0%

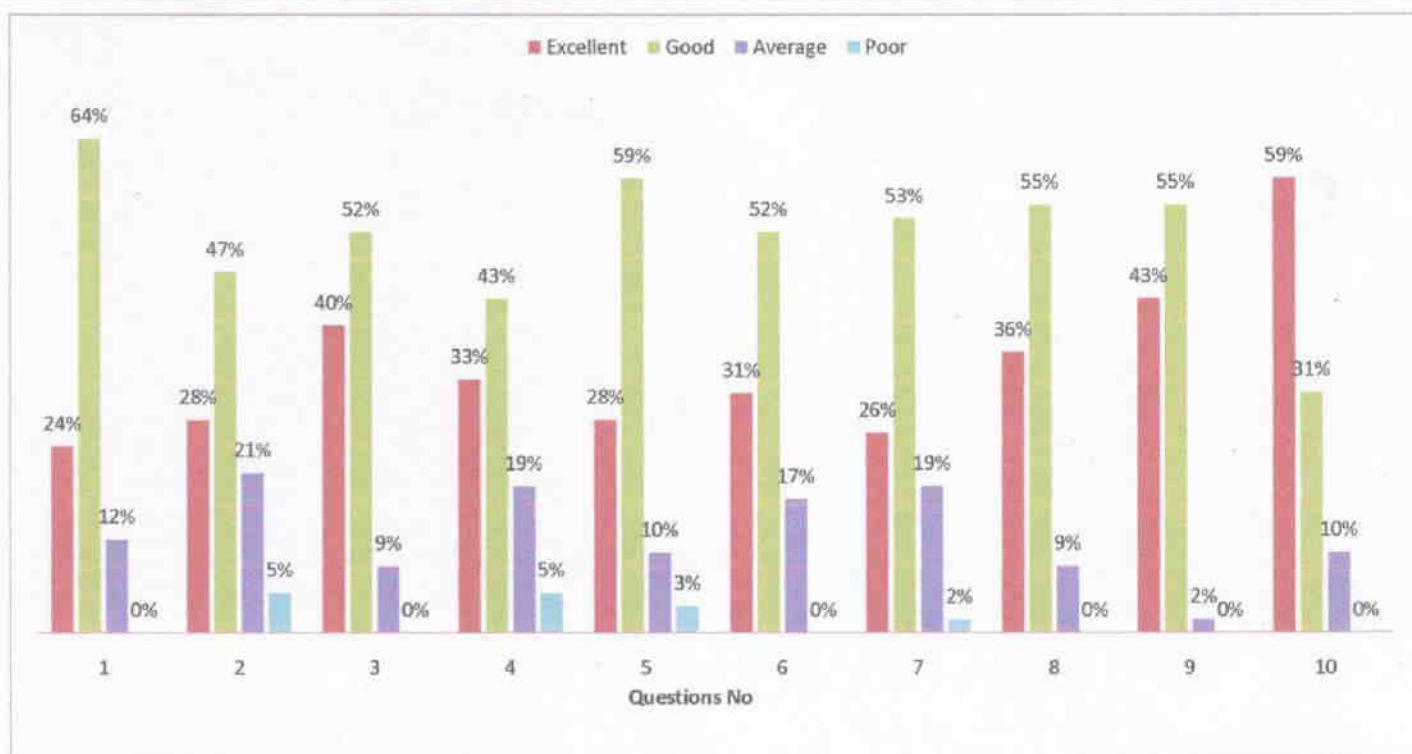


REPORT IS	SATISFACTORY
ACTION TAKEN	NO


PRINCIPAL
VISHNUCHARAN GUPTA
 Govt. College Pussore
 District- Raigarh (C.G.)

ANALYSIS ON FEEDBACK FROM STUDENTS
CLASS- B.Sc. FIRST YEAR
SESSION -2020-21

Sno	Questionnaires	Numbers					In %			
		Excellent	Good	Average	Poor	Total	Excellent	Good	Average	Poor
1	How do you rate the syllabus of courses that you have studied.	14	37	7	0	58	24%	64%	12%	0%
2	Rate the size of syllabus in terms of the load on student	16	27	12	3	58	28%	47%	21%	5%
3	How do you rate the evaluation scheme designed for each of the course	23	30	5	0	58	40%	52%	9%	0%
4	How do you rate the objective/Outcome stated for each of the course	19	25	11	3	58	33%	43%	19%	5%
5	How do you rate the LAB course	16	34	6	2	58	28%	59%	10%	3%
6	Efforts to complete the Syllabus by College	18	30	10	0	58	31%	52%	17%	0%
7	Availability of books in library related to course	15	31	11	1	58	26%	53%	19%	2%
8	Teaching-learning environment in the college	21	32	5	0	58	36%	55%	9%	0%
9	Contribution of college in all round development of students	25	32	1	0	58	43%	55%	2%	0%
10	Level & methodology of delivering lecture of professors	34	18	6	0	58	59%	31%	10%	0%

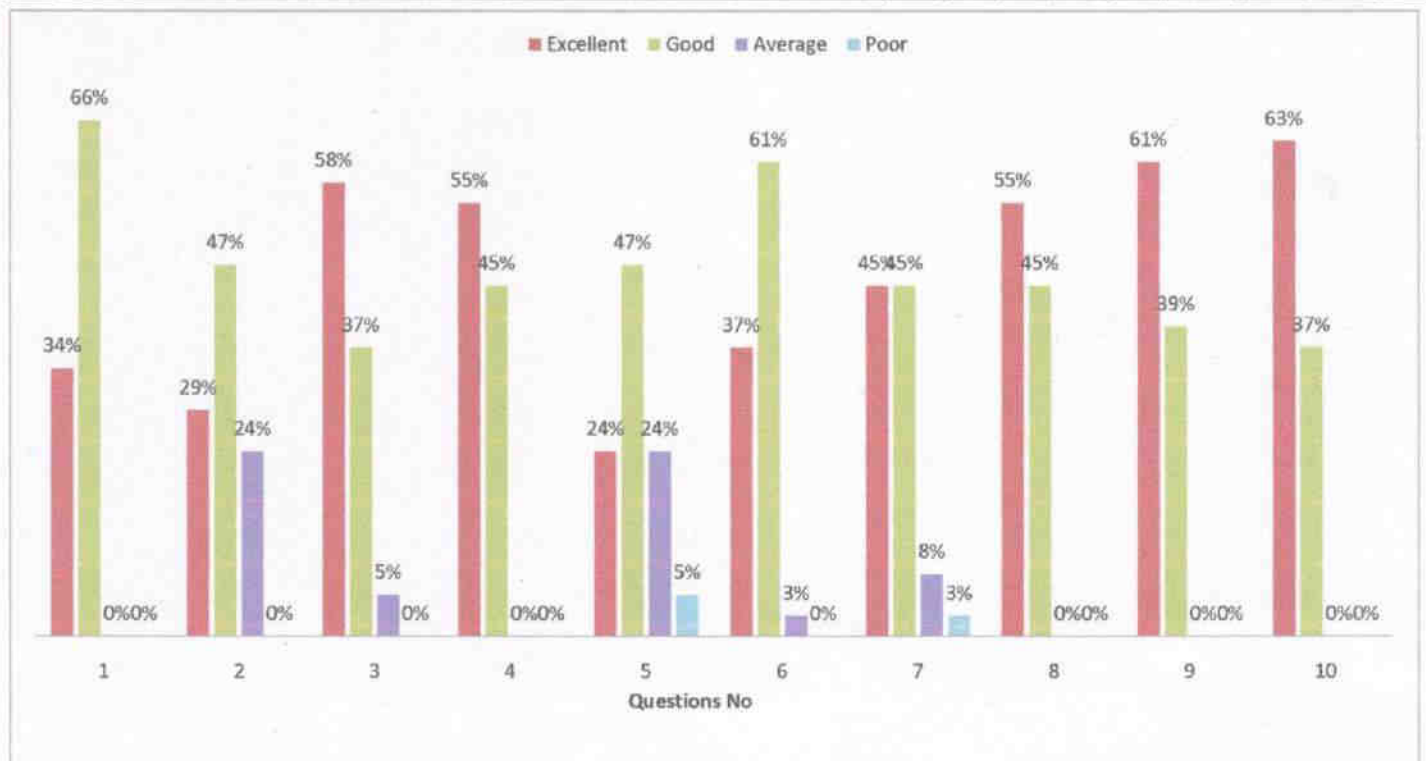


REPORT IS	SATISFACTORY
ACTION TAKEN	NO

(Signature)
PRINCIPAL
VISHNUCHARAN GUPTA
 Govt. College Pussore
 District- Raigarh (C.G.)

ANALYSIS ON FEEDBACK FROM STUDENTS
CLASS- B.Sc. SECOND YEAR
SESSION -2020-21

Sno	Questionnaires	Numbers					In %			
		Excellent	Good	Average	Poor	Total	Excellent	Good	Average	Poor
1	How do you rate the syllabus of courses that you have studied.	13	25	0	0	38	34%	66%	0%	0%
2	Rate the size of syllabus in terms of the load on student	11	18	9	0	38	29%	47%	24%	0%
3	How do you rate the evaluation scheme designed for each of the course	22	14	2	0	38	58%	37%	5%	0%
4	How do you rate the objective/Outcome stated for each of the course	21	17	0	0	38	55%	45%	0%	0%
5	How do you rate the LAB course	9	18	9	2	38	24%	47%	24%	5%
6	Efforts to complete the Syllabus by College	14	23	1	0	38	37%	61%	3%	0%
7	Availability of books in library related to course	17	17	3	1	38	45%	45%	8%	3%
8	Teaching-learning environment in the college	21	17	0	0	38	55%	45%	0%	0%
9	Contribution of college in all round development of students	23	15	0	0	38	61%	39%	0%	0%
10	Level & methodology of delivering lecture of professors	24	14	0	0	38	63%	37%	0%	0%

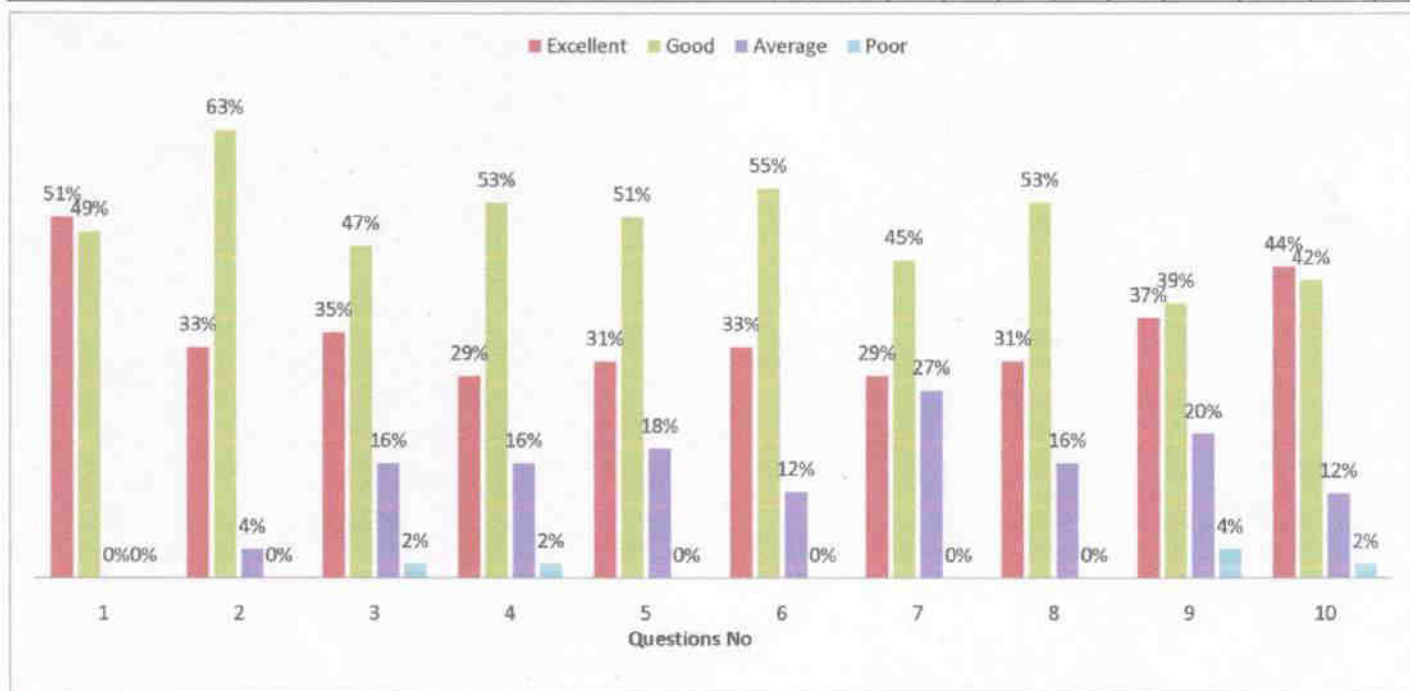


REPORT IS	SATISFACTORY
ACTION TAKEN	NO

Jay
PRINCIPAL
VISHNUCHARAN GUPTA
 Govt. College Pussore
 District- Raigarh (C.G.)

ANALYSIS ON FEEDBACK FROM STUDENTS
CLASS- B.Sc. FINAL YEAR
SESSION -2020-21

Sno	Questionnaires	Numbers					In %			
		Excellent	Good	Average	Poor	Total	Excellent	Good	Average	Poor
1	How do you rate the syllabus of courses that you have studied.	25	24	0	0	49	51%	49%	0%	0%
2	Rate the size of syllabus in terms of the load on student	16	31	2	0	49	33%	63%	4%	0%
3	How do you rate the evaluation scheme designed for each of the course	17	23	8	1	49	35%	47%	16%	2%
4	How do you rate the objective/Outcome stated for each of the course	14	26	8	1	49	29%	53%	16%	2%
5	How do you rate the LAB course	15	25	9	0	49	31%	51%	18%	0%
6	Efforts to complete the Syllabus by College	16	27	6	0	49	33%	55%	12%	0%
7	Availability of books in library related to course	14	22	13	0	49	29%	45%	27%	0%
8	Teaching-learning environment in the college	15	26	8	0	49	31%	53%	16%	0%
9	Contribution of college in all round development of students	18	19	10	2	49	37%	39%	20%	4%
10	Level & methodology of delivering lecture of professors	22	21	6	1	50	44%	42%	12%	2%



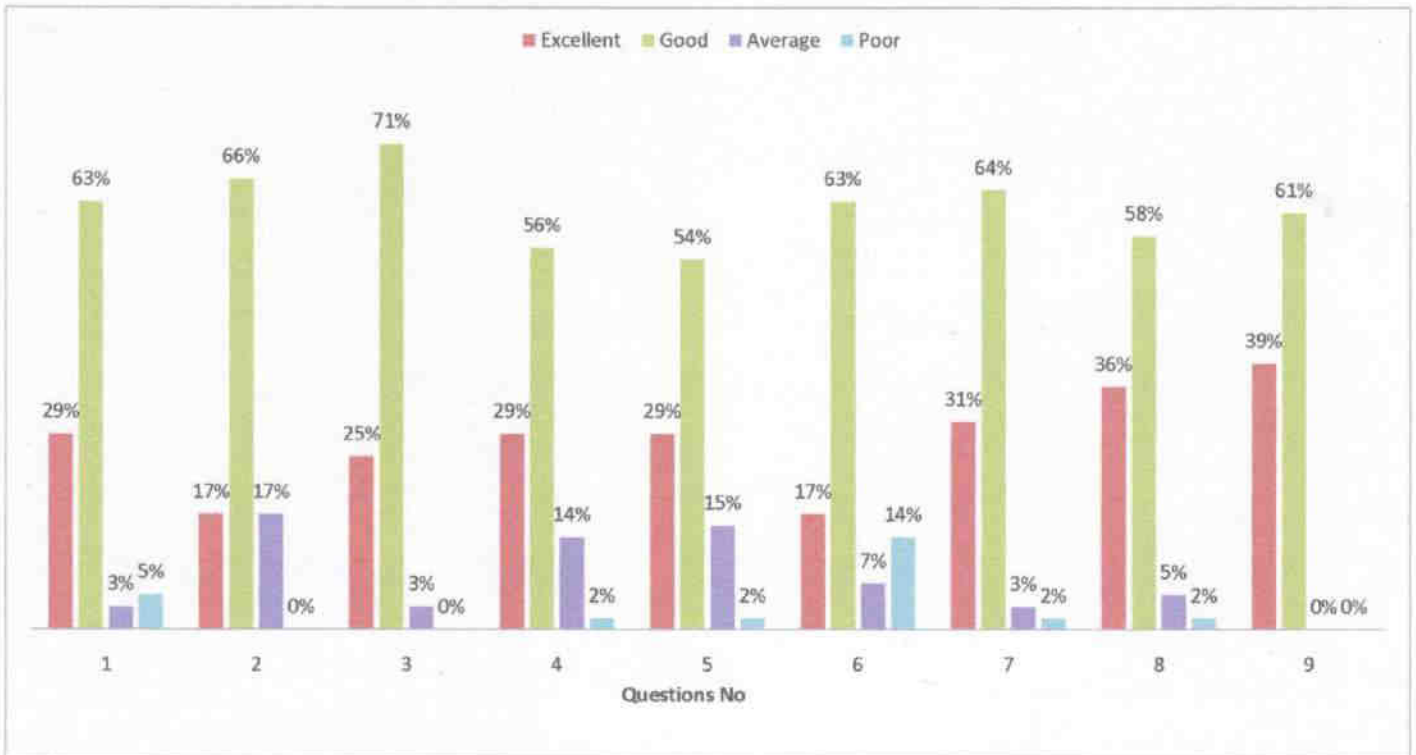
REPORT IS	SATISFACTORY
-----------	--------------

ACTION TAKEN	NO
--------------	----

[Signature]
PRINCIPAL
VISHNUCHARAN GUPTA
 Govt. College Pussore
 District- Raigarh (C.G.)

ANALYSIS ON FEEDBACK FROM STUDENTS
CLASS- B.COM. FIRST YEAR
SESSION -2020-21

Sno	Questionnaires	Numbers					In %			
		Excellent	Good	Average	Poor	Total	Excellent	Good	Average	Poor
1	How do you rate the syllabus of courses that you have studied.	17	37	2	3	59	29%	63%	3%	5%
2	Rate the size of syllabus in terms of the load on student	10	39	10	0	59	17%	66%	17%	0%
3	How do you rate the evaluation scheme designed for each of the course	15	42	2	0	59	25%	71%	3%	0%
4	How do you rate the objective/Outcome stated for each of the course	17	33	8	1	59	29%	56%	14%	2%
6	Efforts to complete the Syllabus by College	17	32	9	1	59	29%	54%	15%	2%
7	Availability of books in library related to course	10	37	4	8	59	17%	63%	7%	14%
8	Teaching-learning environment in the college	18	38	2	1	59	31%	64%	3%	2%
9	Contribution of college in all round development of students	21	34	3	1	59	36%	58%	5%	2%
10	Level & methodology of delivering lecture of professors	23	36	0	0	59	39%	61%	0%	0%

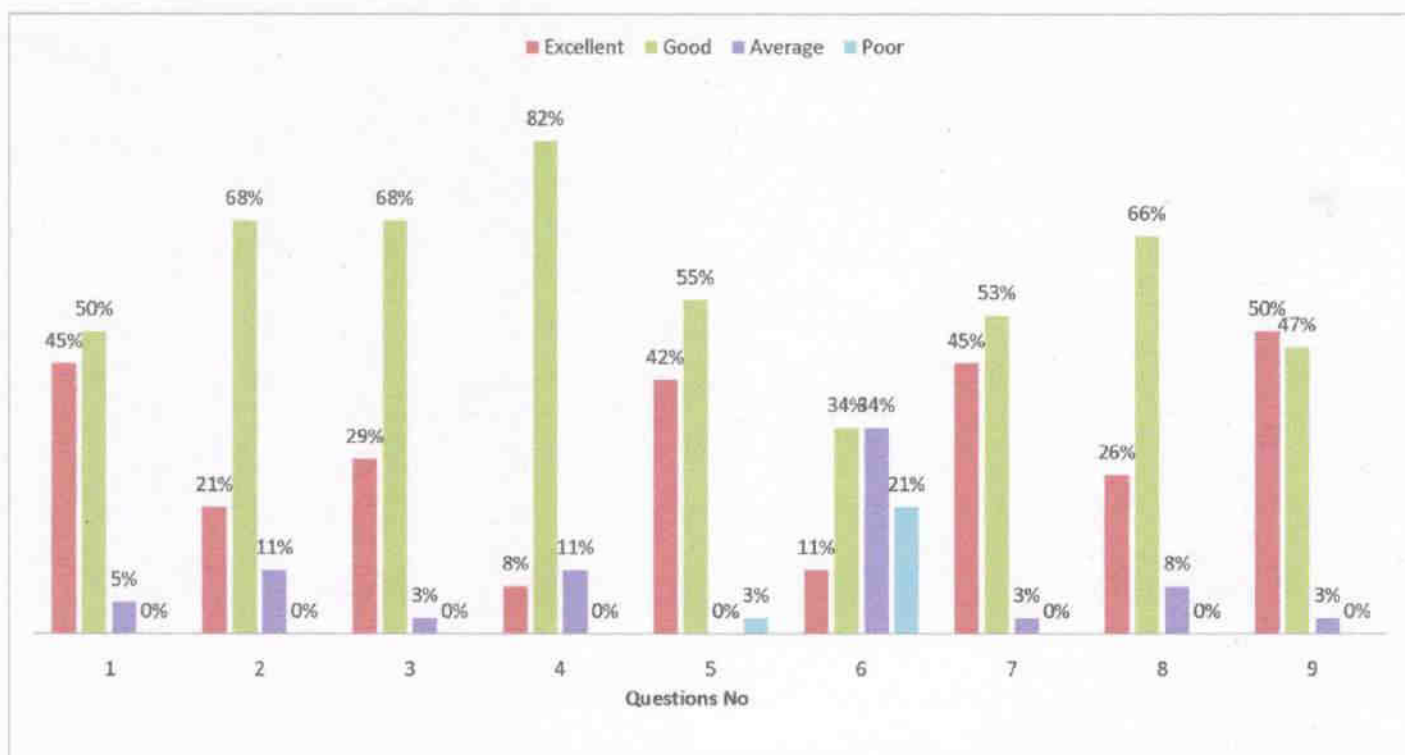


REPORT IS	SATISFACTORY
ACTION TAKEN	NO


PRINCIPAL
VISHNUCHARAN GUPTA
 Govt.College Pussore
 District- Raigarh (C.G.)

ANALYSIS ON FEEDBACK FROM STUDENTS
CLASS- B.COM. SECOND YEAR
SESSION -2020-21

Sno	Questionnaires	Numbers					In %			
		Excellent	Good	Average	Poor	Total	Excellent	Good	Average	Poor
1	How do you rate the syllabus of courses that you have studied.	17	19	2	0	38	45%	50%	5%	0%
2	Rate the size of syllabus in terms of the load on student	8	26	4	0	38	21%	68%	11%	0%
3	How do you rate the evaluation scheme designed for each of the course	11	26	1	0	38	29%	68%	3%	0%
4	How do you rate the objective/Outcome stated for each of the course	3	31	4	0	38	8%	82%	11%	0%
6	Efforts to complete the Syllabus by College	16	21	0	1	38	42%	55%	0%	3%
7	Availability of books in library related to course	4	13	13	8	38	11%	34%	34%	21%
8	Teaching-learning environment in the college	17	20	1	0	38	45%	53%	3%	0%
9	Contribution of college in all round development of students	10	25	3	0	38	26%	66%	8%	0%
10	Level & methodology of delivering lecture of professors	19	18	1	0	38	50%	47%	3%	0%

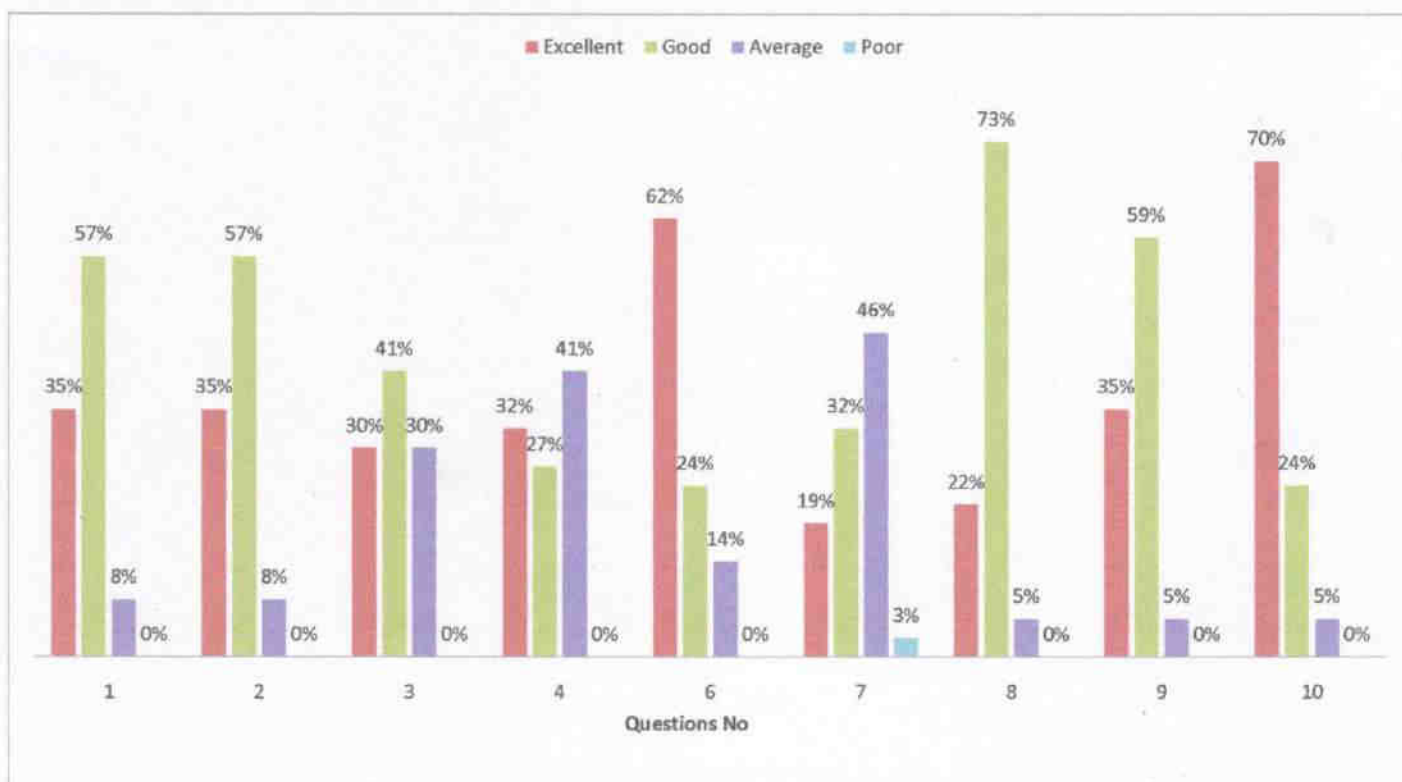


REPORT IS	SATISFACTORY
ACTION TAKEN	NO


D. Gupta
PRINCIPAL
VISHNUCHARAN GUPTA
 Govt. College Pussore
 District- Raigarh (C.G.)

ANALYSIS ON FEEDBACK FROM STUDENTS
CLASS- B.COM. FINAL YEAR
SESSION -2020-21

Sno	Questionnaires	Numbers					In %			
		Excellent	Good	Average	Poor	Total	Excellent	Good	Average	Poor
1	How do you rate the syllabus of courses that you have studied.	13	21	3	0	37	35%	57%	8%	0%
2	Rate the size of syllabus in terms of the load on student	13	21	3	0	37	35%	57%	8%	0%
3	How do you rate the evaluation scheme designed for each of the course	11	15	11	0	37	30%	41%	30%	0%
4	How do you rate the objective/Outcome stated for each of the course	12	10	15	0	37	32%	27%	41%	0%
6	Efforts to complete the Syllabus by College	23	9	5	0	37	62%	24%	14%	0%
7	Availability of books in library related to course	7	12	17	1	37	19%	32%	46%	3%
8	Teaching-learning environment in the college	8	27	2	0	37	22%	73%	5%	0%
9	Contribution of college in all round development of students	13	22	2	0	37	35%	59%	5%	0%
10	Level & methodology of delivering lecture of professors	26	9	2	0	37	70%	24%	5%	0%



REPORT IS	SATISFACTORY
ACTION TAKEN	NO


PRINCIPAL
MISHNUCHARAN GUPTA
 Govt. College Pussore
 District- Raigarh (C.G.)

ANALYSIS ON FEEDBACK FROM STUDENTS
CLASS- B.A. FIRST YEAR
SESSION -2021-22

Q.no	Questionnaires	Numbers					In %			
		Excellent	Good	Average	Poor	Total	Excellent	Good	Average	Poor
1	How do you rate the syllabus of courses that you have studied.	20	45	0	0	65	31%	69%	0%	0%
2	Rate the size of syllabus in terms of the load on student	10	48	6	1	65	15%	74%	9%	2%
3	How do you rate the evaluation scheme designed for each of the course	9	51	3	2	65	14%	78%	5%	3%
4	How do you rate the objective/Outcome stated for each of the course	18	43	2	2	65	28%	66%	3%	3%
6	Efforts to complete the Syllabus by College	19	43	2	1	65	29%	66%	3%	2%
7	Availability of books in library related to course	8	36	20	1	65	12%	55%	31%	2%
8	Teaching-learning environment in the college	27	35	3	0	65	42%	54%	5%	0%
9	Contribution of college in all round development of students	26	32	3	4	65	40%	49%	5%	6%
10	Level & methodology of delivering lecture of professors	23	42	0	0	65	35%	65%	0%	0%

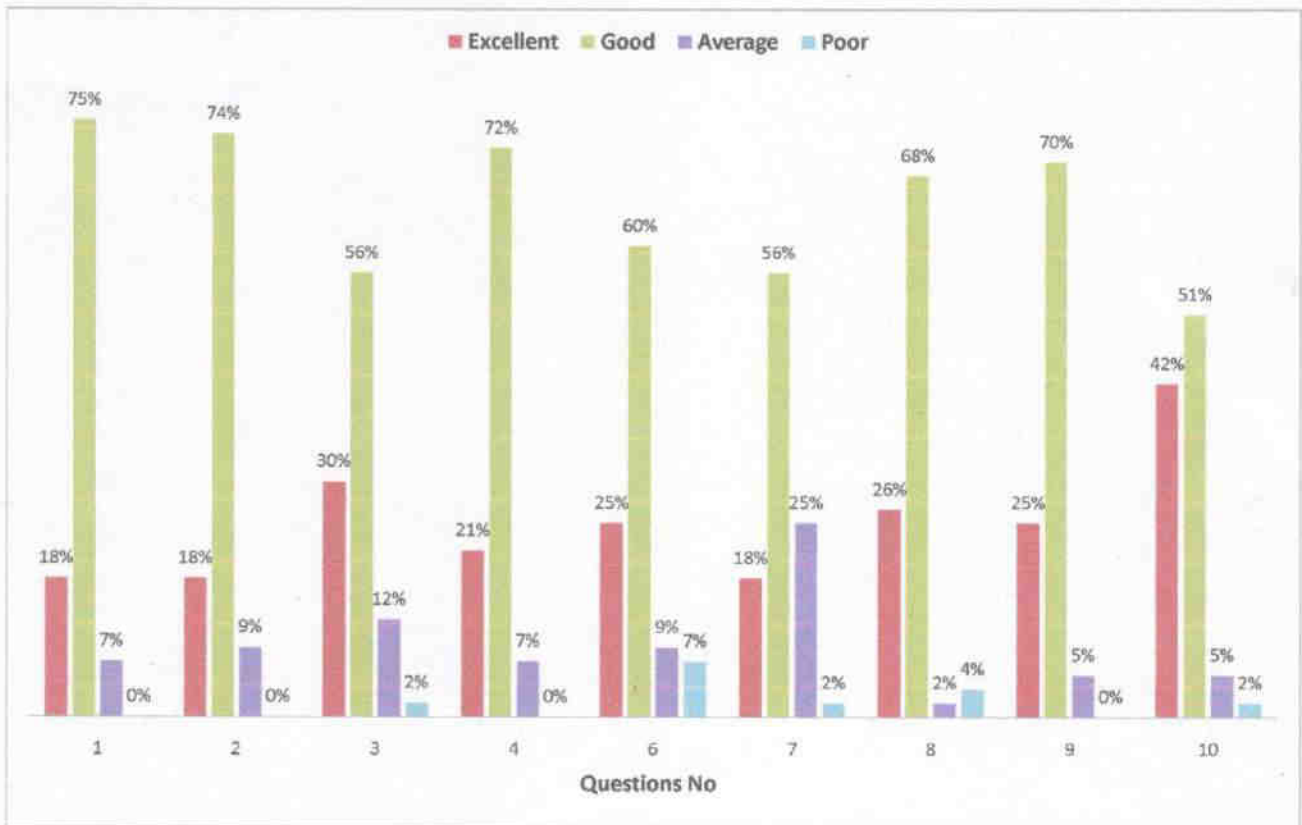


REPORT IS	SATISFACTORY
ACTION TAKEN	NO

Jay
PRINCIPAL
VISHNUCHARAN GUPTA
 Govt.College Pussore
 District- Raigarh (C.G.)

ANALYSIS ON FEEDBACK FROM STUDENTS
CLASS- B.A. SECOND YEAR
SESSION -2021-22

Sno	Questionnaires	Numbers					In %			
		Excellent	Good	Average	Poor	Total	Excellent	Good	Average	Poor
1	How do you rate the syllabus of courses that you have studied.	10	43	4	0	57	18%	75%	7%	0%
2	Rate the size of syllabus in terms of the load on student	10	42	5	0	57	18%	74%	9%	0%
3	How do you rate the evaluation scheme designed for each of the course	17	32	7	1	57	30%	56%	12%	2%
4	How do you rate the objective/Outcome stated for each of the course	12	41	4	0	57	21%	72%	7%	0%
6	Efforts to complete the Syllabus by College	14	34	5	4	57	25%	60%	9%	7%
7	Availability of books in library related to course	10	32	14	1	57	18%	56%	25%	2%
8	Teaching-learning environment in the college	15	39	1	2	57	26%	68%	2%	4%
9	Contribution of college in all round development of students	14	40	3	0	57	25%	70%	5%	0%
10	Level & methodology of delivering lecture of professors	24	29	3	1	57	42%	51%	5%	2%

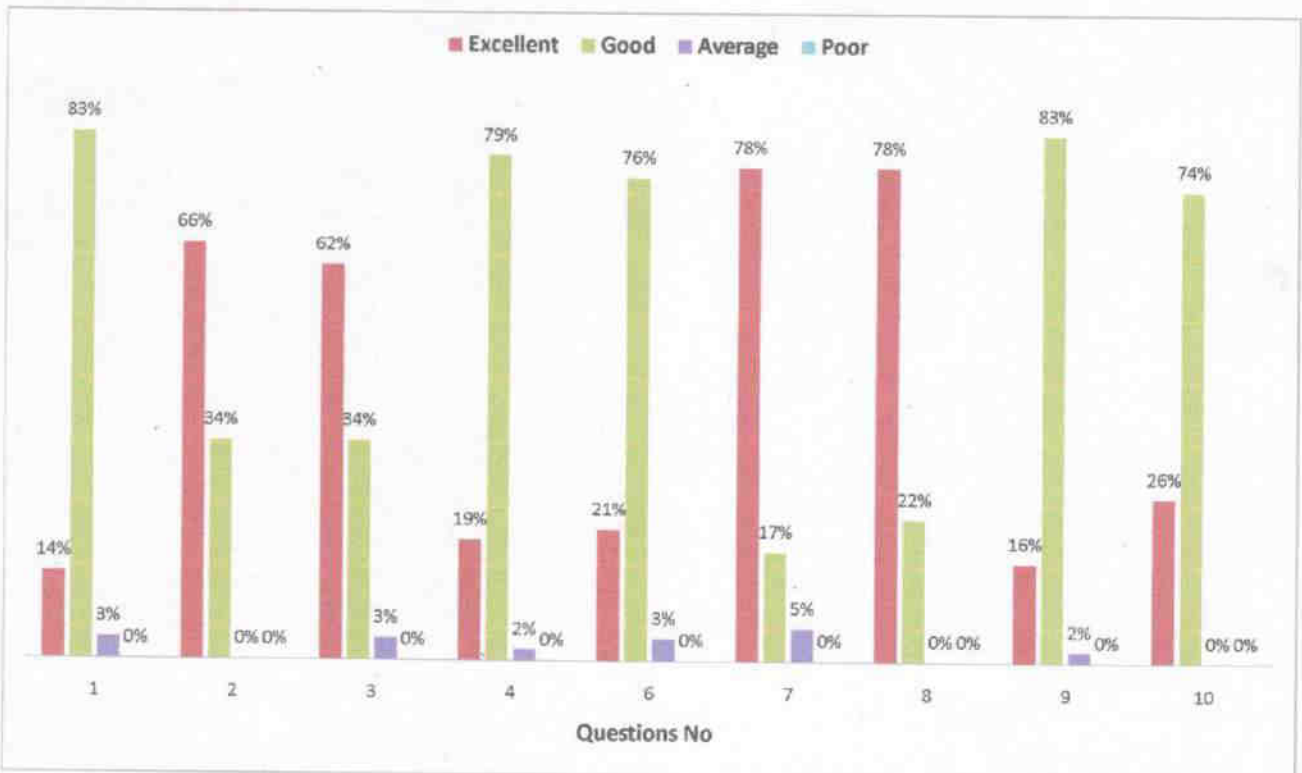


REPORT IS	SATISFACTORY
ACTION TAKEN	NO

Jay
PRINCIPAL
VISHNUCHARAN GUPTA
 Govt.College Pussore
 District- Raigarh (C.G.)

ANALYSIS ON FEEDBACK FROM STUDENTS
CLASS- B.A. FINAL YEAR
SESSION -2021-22

Sno	Questionnaires	Numbers					In %			
		Excellent	Good	Average	Poor	Total	Excellent	Good	Average	Poor
1	How do you rate the syllabus of courses that you have studied.	8	48	2	0	58	14%	83%	3%	0%
2	Rate the size of syllabus in terms of the load on student	38	20	0	0	58	66%	34%	0%	0%
3	How do you rate the evaluation scheme designed for each of the course	36	20	2	0	58	62%	34%	3%	0%
4	How do you rate the objective/Outcome stated for each of the course	11	46	1	0	58	19%	79%	2%	0%
6	Efforts to complete the Syllabus by College	12	44	2	0	58	21%	76%	3%	0%
7	Availability of books in library related to course	45	10	3	0	58	78%	17%	5%	0%
8	Teaching-learning environment in the college	45	13	0	0	58	78%	22%	0%	0%
9	Contribution of college in all round development of students	9	48	1	0	58	16%	83%	2%	0%
10	Level & methodology of delivering lecture of professors	15	43	0	0	58	26%	74%	0%	0%

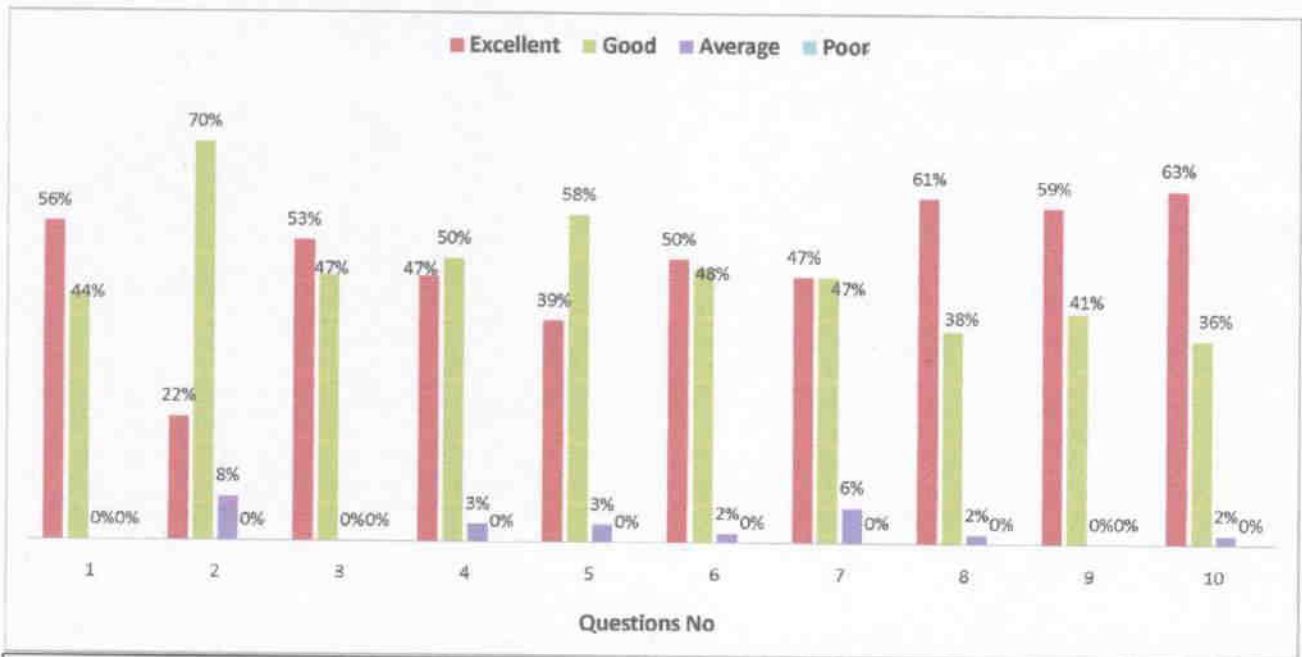


REPORT IS	SATISFACTORY
ACTION TAKEN	NO

(Signature)
PRINCIPAL
VISHNUCHARAN GUPTA
 Govt. College Pussore
 District- Raigarh (C.G.)

ANALYSIS ON FEEDBACK FROM STUDENTS
CLASS- B.Sc. FIRST YEAR
SESSION -2021-22

Sno	Questionnaires	Numbers					In %			
		Excellent	Good	Average	Poor	Total	Excellent	Good	Average	Poor
1	How do you rate the syllabus of courses that you have studied.	36	28	0	0	64	56%	44%	0%	0%
2	Rate the size of syllabus in terms of the load on student	14	45	5	0	64	22%	70%	8%	0%
3	How do you rate the evaluation scheme designed for each of the course	34	30	0	0	64	53%	47%	0%	0%
4	How do you rate the objective/Outcome stated for each of the course	30	32	2	0	64	47%	50%	3%	0%
5	How do you rate the LAB course	25	37	2	0	64	39%	58%	3%	0%
6	Efforts to complete the Syllabus by College.	32	31	1	0	64	50%	48%	2%	0%
7	Availability of books in library related to course	30	30	4	0	64	47%	47%	6%	0%
8	Teaching-learning environment in the college	39	24	1	0	64	61%	38%	2%	0%
9	Contribution of college in all round development of students	38	26	0	0	64	59%	41%	0%	0%
10	Level & methodology of delivering lecture of professors	40	23	1	0	64	63%	36%	2%	0%

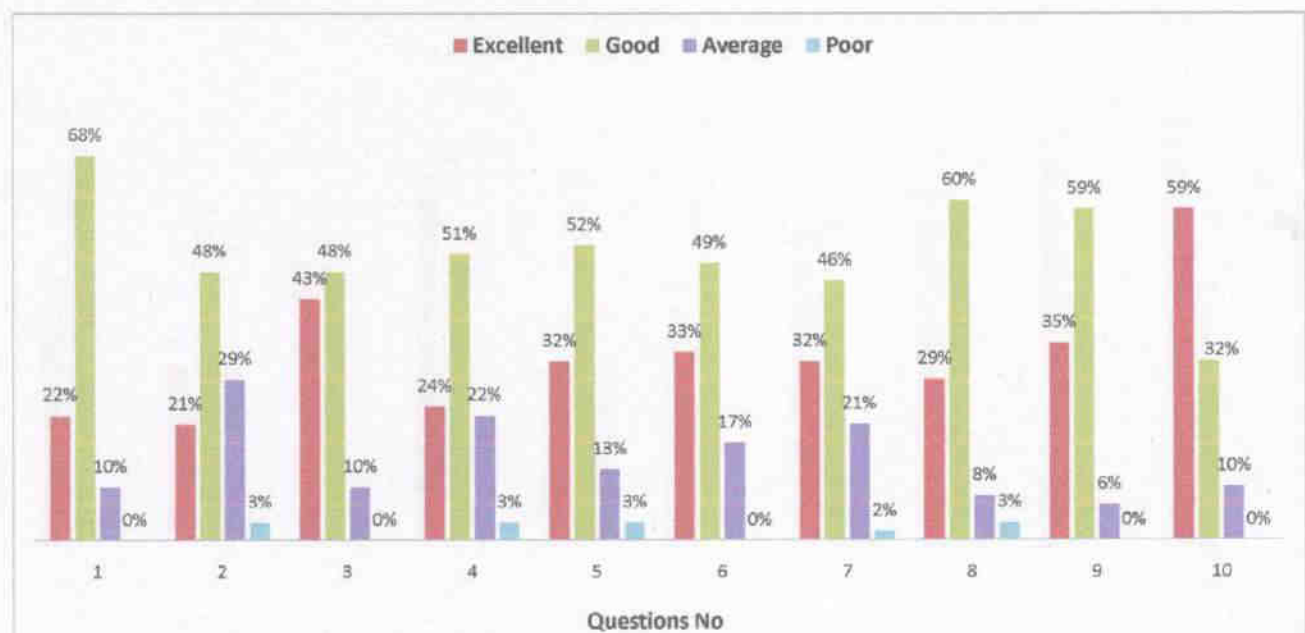


REPORT IS	SATISFACTORY
ACTION TAKEN	NO

Day
PRINCIPAL
VISHNUCHARAN GUPTA
 Govt. College Pussore
 District- Raigarh (C.G.)

ANALYSIS ON FEEDBACK FROM STUDENTS
CLASS- B.Sc. SECOND YEAR
SESSION -2021-22

Sno	Questionnaires	Numbers					In %			
		Excellent	Good	Average	Poor	Total	Excellent	Good	Average	Poor
1	How do you rate the syllabus of courses that you have studied.	14	43	6	0	63	22%	68%	10%	0%
2	Rate the size of syllabus in terms of the load on student	13	30	18	2	63	21%	48%	29%	3%
3	How do you rate the evaluation scheme designed for each of the course	27	30	6	0	63	43%	48%	10%	0%
4	How do you rate the objective/Outcome stated for each of the course	15	32	14	2	63	24%	51%	22%	3%
5	How do you rate the LAB course	20	33	8	2	63	32%	52%	13%	3%
6	Efforts to complete the Syllabus by College	21	31	11	0	63	33%	49%	17%	0%
7	Availability of books in library related to course	20	29	13	1	63	32%	46%	21%	2%
8	Teaching-learning environment in the college	18	38	5	2	63	29%	60%	8%	3%
9	Contribution of college in all round development of students	22	37	4	0	63	35%	59%	6%	0%
10	Level & methodology of delivering lecture of professors	37	20	6	0	63	59%	32%	10%	0%

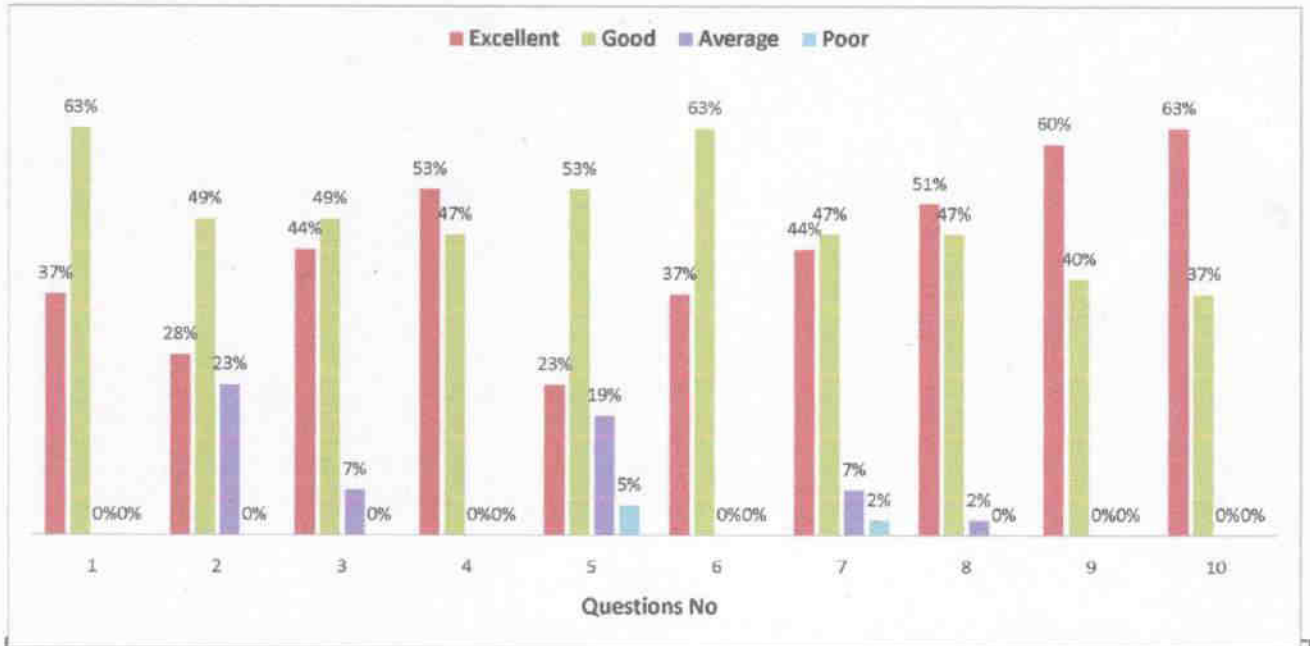


REPORT IS	SATISFACTORY
ACTION TAKEN	NO


Dny
PRINCIPAL
VISHNUCHARAN GUPTA
 Govt. College Pussore
 District- Raigarh (C.G.)

**CLASS- B.Sc. FINAL YEAR
SESSION -2021-22**

Sno	Questionnaires	Numbers					In %			
		Excellent	Good	Average	Poor	Total	Excellent	Good	Average	Poor
1	How do you rate the syllabus of courses that you have studied.	16	27	0	0	43	37%	63%	0%	0%
2	Rate the size of syllabus in terms of the load on student	12	21	10	0	43	28%	49%	23%	0%
3	How do you rate the evaluation scheme designed for each of the course	19	21	3	0	43	44%	49%	7%	0%
4	How do you rate the objective/Outcome stated for each of the course	23	20	0	0	43	53%	47%	0%	0%
5	How do you rate the LAB course	10	23	8	2	43	23%	53%	19%	5%
6	Efforts to complete the Syllabus by College	16	27	0	0	43	37%	63%	0%	0%
7	Availability of books in library related to course	19	20	3	1	43	44%	47%	7%	2%
8	Teaching-learning environment in the college	22	20	1	0	43	51%	47%	2%	0%
9	Contribution of college in all round development of students	26	17	0	0	43	60%	40%	0%	0%
10	Level & methodology of delivering lecture of professors	27	16	0	0	43	63%	37%	0%	0%

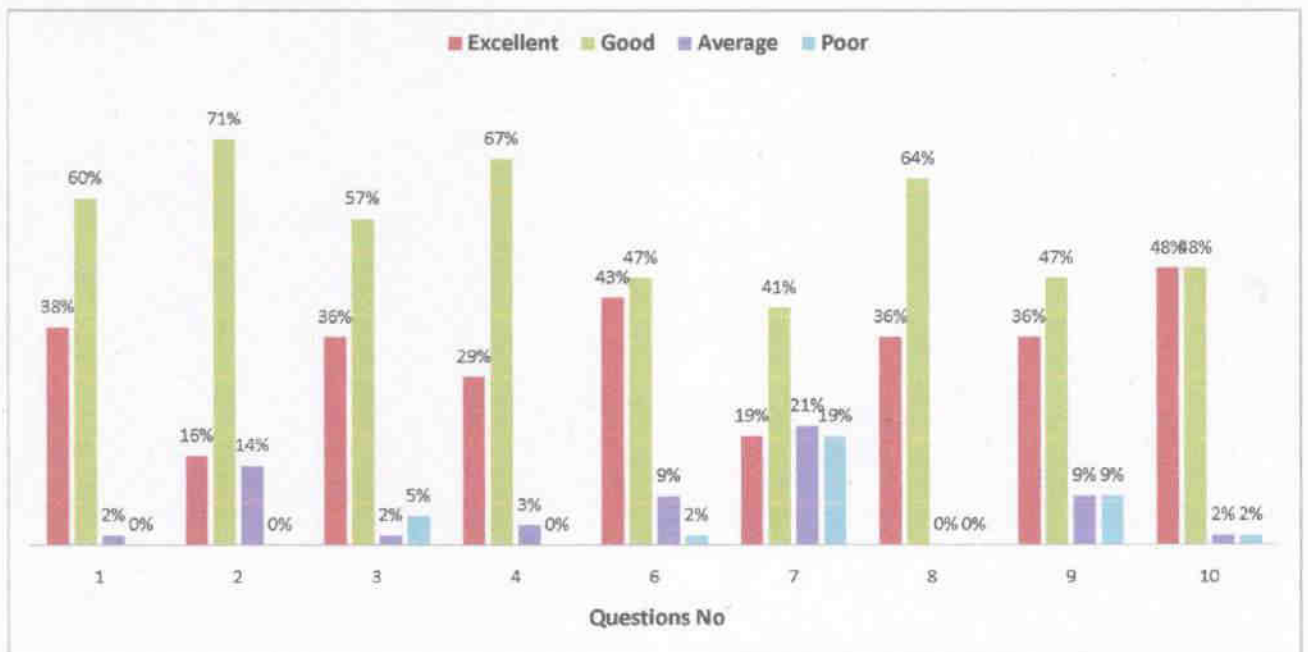


REPORT IS	SATISFACTORY
ACTION TAKEN	NO


PRINCIPAL
VISHNUCHARAN GUPTA
 Govt. College Pussore
 District- Raigarh (C.G.)

ANALYSIS ON FEEDBACK FROM STUDENTS
CLASS- B.COM. FIRST YEAR
SESSION -2021-22

Sno	Questionnaires	Numbers					In %			
		Excellent	Good	Average	Poor	Total	Excellent	Good	Average	Poor
1	How do you rate the syllabus of courses that you have studied.	22	35	1	0	58	38%	60%	2%	0%
2	Rate the size of syllabus in terms of the load on student	9	41	8	0	58	16%	71%	14%	0%
3	How do you rate the evaluation scheme designed for each of the course	21	33	1	3	58	36%	57%	2%	5%
4	How do you rate the objective/Outcome stated for each of the course	17	39	2	0	58	29%	67%	3%	0%
6	Efforts to complete the Syllabus by College	25	27	5	1	58	43%	47%	9%	2%
7	Availability of books in library related to course	11	24	12	11	58	19%	41%	21%	19%
8	Teaching-learning environment in the college	21	37	0	0	58	36%	64%	0%	0%
9	Contribution of college in all round development of students	21	27	5	5	58	36%	47%	9%	9%
10	Level & methodology of delivering lecture of professors	28	28	1	1	58	48%	48%	2%	2%

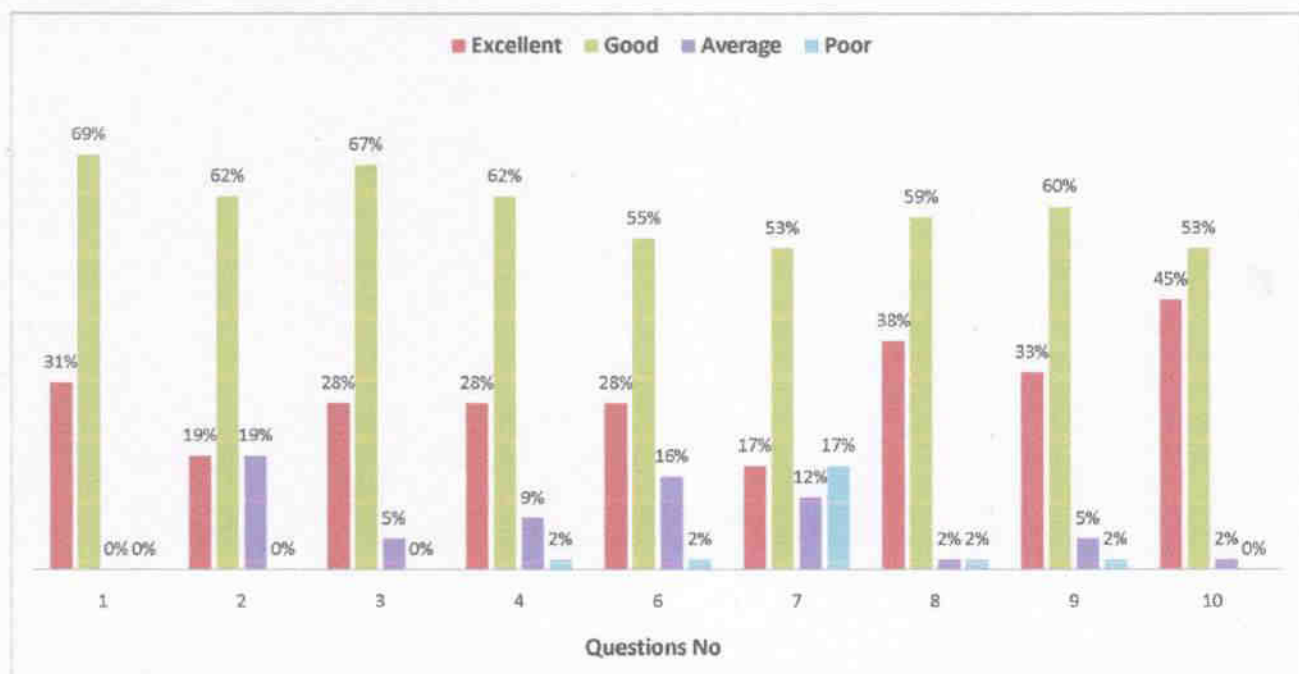


REPORT IS	SATISFACTORY
ACTION TAKEN	NO

Dr. Jay
PRINCIPAL
VISHNUCHARAN GUPTA
 Govt. College Pissore
 District- Raigarhi (C.G.)

ANALYSIS ON FEEDBACK FROM STUDENTS
CLASS- B.COM. SECOND YEAR
SESSION -2021-22

Sno	Questionnaires	Numbers					In %			
		Excellent	Good	Average	Poor	Total	Excellent	Good	Average	Poor
1	How do you rate the syllabus of courses that you have studied.	18	40	0	0	58	31%	69%	0%	0%
2	Rate the size of syllabus in terms of the load on student	11	36	11	0	58	19%	62%	19%	0%
3	How do you rate the evaluation scheme designed for each of the course	16	39	3	0	58	28%	67%	5%	0%
4	How do you rate the objective/Outcome stated for each of the course	16	36	5	1	58	28%	62%	9%	2%
6	Efforts to complete the Syllabus by College	16	32	9	1	58	28%	55%	16%	2%
7	Availability of books in library related to course	10	31	7	10	58	17%	53%	12%	17%
8	Teaching-learning environment in the college	22	34	1	1	58	38%	59%	2%	2%
9	Contribution of college in all round development of students	19	35	3	1	58	33%	60%	5%	2%
10	Level & methodology of delivering lecture of professors	26	31	1	0	58	45%	53%	2%	0%

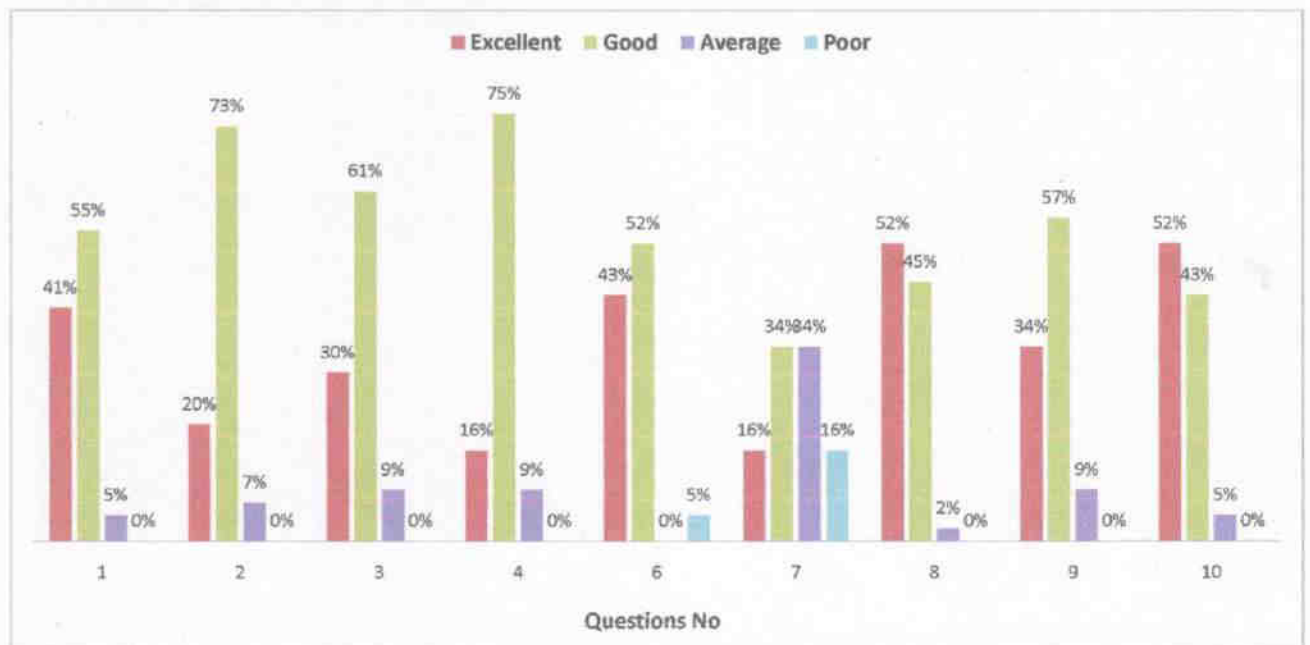


REPORT IS	SATISFACTORY
ACTION TAKEN	NO


PRINCIPAL
VISHNUCHARAN GUPTA
 Govt. College Pussore
 District- Raigarh (C.G.)

ANALYSIS ON FEEDBACK FROM STUDENTS
CLASS- B.COM. FINAL YEAR
SESSION -2021-22

Sno	Questionnaires	Numbers					In %			
		Excellent	Good	Average	Poor	Total	Excellent	Good	Average	Poor
1	How do you rate the syllabus of courses that you have studied.	18	24	2	0	44	41%	55%	5%	0%
2	Rate the size of syllabus in terms of the load on student	9	32	3	0	44	20%	73%	7%	0%
3	How do you rate the evaluation scheme designed for each of the course	13	27	4	0	44	30%	61%	9%	0%
4	How do you rate the objective/Outcome stated for each of the course	7	33	4	0	44	16%	75%	9%	0%
6	Efforts to complete the Syllabus by College	19	23	0	2	44	43%	52%	0%	5%
7	Availability of books in library related to course	7	15	15	7	44	16%	34%	34%	16%
8	Teaching-learning environment in the college	23	20	1	0	44	52%	45%	2%	0%
9	Contribution of college in all round development of students	15	25	4	0	44	34%	57%	9%	0%
10	Level & methodology of delivering lecture of professors	23	19	2	0	44	52%	43%	5%	0%



REPORT IS	SATISFACTORY
ACTION TAKEN	NO

Jay
PRINCIPAL
VISHNUCHARAN GUPTA
 Govt.College Pussore
 District- Raigarh (C.G.)

VCG Govt. College Pussore, Raigarh, Chhattisgarh.

Teacher's Feedback On Curriculum

This questionnaire is intended to collect information relating to your satisfaction towards the curriculum, teaching, learning and evaluation. The information provided by you will be kept confidential and will be used as important feedback for quality improvement of the studies/institution. Direction: please indicate your level for satisfaction with the following statement by choosing between 1 and 5.

Academic Year- 2019-2020

Department - Botany

Name of the Teacher - Antima P. Pachhan

(Excellent - 1, Very Good - 2, Good - 3, Average - 4, Poor - 5)

1) Syllabus is suitable to the course.

(1) (2) (3) (4) (5)

2) Syllabus is need based.

(1) (2) (3) (4) (5)

3) Aims and objectives of the syllabus are well defined and clear to the teachers and students.

(1) (2) (3) (4) (5)

4) The course/syllabus has good balance between theory and lab.

(1) (2) (3) (4) (5)

5) The course/syllabus of this subject increased my knowledge perspective in the subject area.

(1) (2) (3) (4) (5)

6) The course/program of studies carries sufficient number of optional papers.

(1) (2) (3) (4) (5)

7) The books prescribed/listed as reference materials are relevant, updated and appropriate.

(1) (2) (3) (4) (5)

Remark..... Some parts of the syllabus are modified / changes according competitive exam
Library books are also change/ update
by giving some reference books.

PRINCIPAL
VISHNUCHARAN GUPTA
Govt. College Pussore
District- Raigarh (C.G.)

VCG Govt. College Pussore, Raigarh, Chhattisgarh.

Teacher's Feedback On Curriculum

This questionnaire is intended to collect information relating to your satisfaction towards the curriculum, teaching, learning and evaluation. The information provided by you will be kept confidential and will be used as important feedback for quality improvement of the studies/institution. Direction: please indicate your level for satisfaction with the following statement by choosing between 1 and 5.

Academic Year- 2019-20

Department - Commerce

Name of the Teacher - Ramesh Kumar Sahu

(Excellent - 1, Very Good - 2, Good - 3, Average - 4, Poor - 5)

1) Syllabus is suitable to the course.

(1) (2) (3) (4) (5)

2) Syllabus is need based.

(1) (2) (3) (4) (5)

3) Aims and objectives of the syllabus are well defined and clear to the teachers and students.

(1) (2) (3) (4) (5)

4) The course/syllabus has good balance between theory and lab.

(1) (2) (3) (4) (5) N/A

5) The course/syllabus of this subject increased my knowledge perspective in the subject area.

(1) (2) (3) (4) (5)

6) The course/program of studies carries sufficient number of optional papers.

(1) (2) (3) (4) (5)

7) The books prescribed/listed as reference materials are relevant, updated and appropriate.

(1) (2) (3) (4) (5)

Remark.....


PRINCIPAL
VISHNUCHARAN GUPTA
Govt. College Pussore
District- Raigarh (C.G.)



VCG Govt. College Pussore, Raigarh, Chhattisgarh.

Teacher's Feedback On Curriculum

This questionnaire is intended to collect information relating to your satisfaction towards the curriculum, teaching, learning and evaluation. The information provided by you will be kept confidential and will be used as important feedback for quality improvement of the studies/institution. Direction: please indicate your level for satisfaction with the following statement by choosing between 1 and 5.

Academic Year- 2020-2021

Department - Zoology

Name of the Teacher - Asst. Prof. Vijaykumar Krante

(Excellent - 1, Very Good - 2, Good - 3, Average - 4, Poor - 5)

1) Syllabus is suitable to the course.

(1) (2) (3) (4) (5)

2) Syllabus is need based.

(1) (2) (3) (4) (5)

3) Aims and objectives of the syllabus are well defined and clear to the teachers and students.

(1) (2) (3) (4) (5)

4) The course/syllabus has good balance between theory and lab.

(1) (2) (3) (4) (5)

5) The course/syllabus of this subject increased my knowledge perspective in the subject area.

(1) (2) (3) (4) (5)

6) The course/program of studies carries sufficient number of optional papers.

(1) (2) (3) (4) (5)

7) The books prescribed/listed as reference materials are relevant, updated and appropriate.

(1) (2) (3) (4) (5)

Remark..... Some part of syllabus modified according to CSIR NET

Jay
PRINCIPAL
VISHNUCHARAN GUPTA
Govt. College Pussore
District- Raigarh (C.G.)

VCG Govt. College Pussore, Raigarh, Chhattisgarh.

Teacher's Feedback On Curriculum

This questionnaire is intended to collect information relating to your satisfaction towards the curriculum, teaching, learning and evaluation. The information provided by you will be kept confidential and will be used as important feedback for quality improvement of the studies/institution. Direction: please indicate your level for satisfaction with the following statement by choosing between 1 and 5.

Academic Year- 2020-2021

Department - Chemistry

Name of the Teacher - Dr. Saroj Kumar

(Excellent - 1, Very Good - 2, Good - 3, Average - 4, Poor - 5)

1) Syllabus is suitable to the course.

✓(1) (2) (3) (4) (5)

2) Syllabus is need based.

(1) (2) ✓(3) (4) (5)

3) Aims and objectives of the syllabus are well defined and clear to the teachers and students.

(1) ✓(2) (3) (4) (5)

4) The course/syllabus has good balance between theory and lab.

(1) (2) ✓(3) (4) (5)

5) The course/syllabus of this subject increased my knowledge perspective in the subject area.

(1) (2) ✓(3) (4) (5)

6) The course/program of studies carries sufficient number of optional papers.

(1) (2) (3) (4) ✓(5)

7) The books prescribed/listed as reference materials are relevant, updated and appropriate.

(1) ✓(2) (3) (4) (5)

Remark.....

Syllabus is knowledge oriented. Some skill oriented experiments/workshop/projects should be included so that students can establish their own career.

PRINCIPAL
VISHNUCHARAN GUPTA
Govt. College Pussore
District- Raigarh (C.G.)

VCG Govt. College Pussore, Raigarh, Chhattisgarh.

Teacher's Feedback On Curriculum

This questionnaire is intended to collect information relating to your satisfaction towards the curriculum, teaching, learning and evaluation. The information provided by you will be kept confidential and will be used as important feedback for quality improvement of the studies/institution. Direction: please indicate your level for satisfaction with the following statement by choosing between 1 and 5.

Academic Year- 2021-2022

Department - English

Name of the Teacher - Dr. Robini Aya Verma

(Excellent - 1, Very Good - 2, Good - 3, Average - 4, Poor - 5)

1) Syllabus is suitable to the course.

(1) (2) (3) (4) (5)

2) Syllabus is need based.

(1) (2) (3) (4) (5)

3) Aims and objectives of the syllabus are well defined and clear to the teachers and students.

(1) (2) (3) (4) (5)

4) The course/syllabus has good balance between theory and lab.

(1) (2) (3) (4) (5) N.A

5) The course/syllabus of this subject increased my knowledge perspective in the subject area.

(1) (2) (3) (4) (5)

6) The course/program of studies carries sufficient number of optional papers.

(1) (2) (3) (4) (5) N.A

7) The books prescribed/listed as reference materials are relevant, updated and appropriate.

(1) (2) (3) (4) (5)

Remark.....

① Syllabus should be updated. All chapters of B.A. B.Sc. B.Com I, II, III are not relevant at present time.

PRINCIPAL
VISHNUCHARAN GUPTA
Govt. College Pussore
District- Raigarh (C.G.)

VCG Govt. College Pussore, Raigarh, Chhattisgarh.

Teacher's Feedback On Curriculum

This questionnaire is intended to collect information relating to your satisfaction towards the curriculum, teaching, learning and evaluation. The information provided by you will be kept confidential and will be used as important feedback for quality improvement of the studies/institution. Direction: please indicate your level for satisfaction with the following statement by choosing between 1 and 5.

Academic Year- 2021-22

Department - Zoology

Name of the Teacher - Ass. Pr. Vijaylaxmi Kant

(Excellent - 1, Very Good - 2, Good - 3, Average - 4, Poor - 5)

1) Syllabus is suitable to the course.

(1) (2) (3) (4) (5)

2) Syllabus is need based.

(1) (2) (3) (4) (5)

3) Aims and objectives of the syllabus are well defined and clear to the teachers and students.

(1) (2) (3) (4) (5)

4) The course/syllabus has good balance between theory and lab.

(1) (2) (3) (4) (5)

5) The course/syllabus of this subject increased my knowledge perspective in the subject area.

(1) (2) (3) (4) (5)

6) The course/program of studies carries sufficient number of optional papers.

(1) (2) (3) (4) (5)

7) The books prescribed/listed as reference materials are relevant, updated and appropriate.

(1) (2) (3) (4) (5)

Remark..... Many topic is not revised and

also our syllabus modernization need

PRINCIPAL
VISHNUCHARAN GUPTA
Govt. College Pussore
District- Raigarh (C.G.)



VISHNU CHARAN GUPTA GOVT. COLLEGE PUSSORE, RAIGARH (CG)

FEED BACK FORM OF STUDENTS ON CURRICULAM

Academic Session ... 2018-19

Name of Student: Chandrashekhhar Nayak Class: B.com III

Mobile No. 7725877710 Email ID Chandrashekharn329@gmail.com

Note: Your valuable feedback is solicited. Please tick (✓) in the relevant cell.

S No	Parameters	Excellent	Good	Average	Poor
1	How do you rate the syllabus of courses that you have studied. (आप अपने पाठ्यक्रम का आकलन किस प्रकार करते हैं)		✓		
2	Rate the size of syllabus in terms of the load on student (विद्यार्थियों पर पड़ने वाले बोझ के आधार पर पाठ्यक्रम के साइज का आकलन करें।)				✓
3	How do you rate the evaluation scheme designed for each of the course (प्रत्येक कोर्स के लिये तैयार किये गये मूल्यांकन योजना का आप क्या आकलन करते हैं।)				✓
4	How do you rate the objective/Outcome stated for each of the course (प्रत्येक कोर्स के लिये बताये गये उद्देश्य का आप क्या आकलन करते हैं)		✓		
5	How do you rate the LAB course (प्रयोगशाला कोर्स का आप किस तरह आकलन करते हैं) (केवल विज्ञान के विद्यार्थियों के लिये)				
6	Efforts to complete the Syllabus (पाठ्यक्रम को पूर्ण किये जाने संबंधी प्रयास)			✓	
7	Availability of books in library (पुस्तकालय में पुस्तकों की उपलब्धता)				✓
8	Teaching-learning environment in the college (महाविद्यालय में पठन-पाठन का वातावरण)		✓		
9	Contribution of college in all round development of students (विद्यार्थियों के बहुमुखी विकास में महाविद्यालय का योगदान)			✓	
10	Level & methodology of delivering lecture of professors (प्राध्यापकों के ज्ञान संप्रेषण का तरीका एवं स्तर)				✓

Suggestion for syllabus (if any) (पाठ्यक्रम से संबंधित सुझाव) (यदि कोई हो).....

for
वि. च. गु. शा. महा. पुसौर
जिला- रायनढ़ (छ.ग.)

Chandrashekhhar
विद्यार्थी का हस्ताक्षर



VISHNU CHARAN GUPTA GOVT. COLLEGE PUSSORE, RAIGARH (CG)

FEED BACK FORM OF STUDENTS ON CURRICULAM

Academic Session ...2019-20.....

Name of Student: GAYTRI KHADIYA Class B. SC. I

Mobile No. 7389447557 Email ID gaytrikhadiya@gmail.com

Note: Your valuable feedback is solicited. Please tick (✓) in the relevant cell.

S No	Parameters	Excellent	Good	Average	Poor
1	How do you rate the syllabus of courses that you have studied. (आप अपने पाठ्यक्रम का आकलन किस प्रकार करते हैं)	✓			
2	Rate the size of syllabus in terms of the load on student (विद्यार्थियों पर पढ़ने वाले बोझ के आधार पर पाठ्यक्रम के साइज का आकलन करें।)		✓		
3	How do you rate the evaluation scheme designed for each of the course (प्रत्येक कोर्स के लिये तैयार किये गये मूल्यांकन योजना का आप क्या आकलन करते हैं।)		✓		
4	How do you rate the objective/Outcome stated for each of the course (प्रत्येक कोर्स के लिये बताये गये उद्देश्य का आप क्या आकलन करते हैं)	✓			
5	How do you rate the LAB course (प्रयोगशाला कोर्स का आप किस तरह आकलन करते हैं) (केवल विज्ञान के विद्यार्थियों के लिये)		✓		
6	Efforts to complete the Syllabus (पाठ्यक्रम को पूर्ण किये जाने संबंधी प्रयास)	✓			
7	Availability of books in library (पुस्तकालय में पुस्तकों की उपलब्धता)		✓		
8	Teaching-learning environment in the college (महाविद्यालय में पढ़न-पाठन का वातावरण)		✓		
9	Contribution of college in all round development of students (विद्यार्थियों के बहुमुखी विकास में महाविद्यालय का योगदान)	✓			
10	Level & methodology of delivering lecture of professors (प्राध्यापकों के ज्ञान संप्रेषण का तरीका एवं स्तर)	✓			

Suggestion for syllabus (if any) (पाठ्यक्रम से संबंधित सुझाव) (यदि कोई हो).....

.....
.....

Dr. Sun
प्राचार्य
वि. च. गु. शा. पुसोर
जिला- रायगढ़ (छ.ग.)

गायत्री
विद्यार्थी का हस्ताक्षर



VISHNU CHARAN GUPTA GOVT. COLLEGE PUSSORE, RAIGARH (CG)

FEED BACK FORM OF STUDENTS ON CURRICULAM

Academic Session 2020-21

Name of Student: MEGHNATH SIDAR Class: BSc I

Mobile No. 6268236958 Email ID: meghnathsidar2@gmail.com

Note: Your valuable feedback is solicited. Please tick (✓) in the relevant cell.

S No	Parameters	Excellent	Good	Average	Poor
1	How do you rate the syllabus of courses that you have studied. (आप अपने पाठ्यक्रम का आकलन किस प्रकार करते हैं)	✓			
2	Rate the size of syllabus in terms of the load on student (विद्यार्थियों पर पड़ने वाले बोझ के आधार पर पाठ्यक्रम के साइज का आकलन करें।)		✓		
3	How do you rate the evaluation scheme designed for each of the course (प्रत्येक कोर्स के लिये तैयार किये गये मूल्यांकन योजना का आप क्या आकलन करते हैं।)	✓			
4	How do you rate the objective/Outcome stated for each of the course (प्रत्येक कोर्स के लिये बताये गये उद्देश्य का आप क्या आकलन करते हैं)	✓			
5	How do you rate the LAB course (प्रयोगशाला कोर्स का आप किस तरह आकलन करते हैं) (केवल विज्ञान के विद्यार्थियों के लिये)	✓			
6	Efforts to complete the Syllabus (पाठ्यक्रम को पूर्ण किये जाने संबंधी प्रयास)				
7	Availability of books in library (पुस्तकालय में पुस्तकों की उपलब्धता)		✓		
8	Teaching-learning environment in the college (महाविद्यालय में पठन-पाठन का वातावरण)	✓			
9	Contribution of college in all round development of students (विद्यार्थियों के बहुमुखी विकास में महाविद्यालय का योगदान)		✓		
10	Level & methodology of delivering lecture of professors (प्राध्यापकों के ज्ञान संप्रेषण का तरीका एवं स्तर)	✓			

Suggestion for syllabus (if any) (पाठ्यक्रम से संबंधित सुझाव) (यदि कोई हो).....

.....

Som
प्रचार्य
वि. च. गु. शा. महा. पुसौर
जिला- रायचूर

मेघनाथसिदार
विद्यार्थी का हस्ताक्षर



VISHNU CHARAN GUPTA GOVT. COLLEGE PUSSORE, RAIGARH (CG)

FEED BACK FORM OF STUDENTS ON CURRICULAM

Academic Session 2021-22

Name of Student: Kiran Gupta Class B Com III


Mobile No. 6267252341 Email ID. kiranagupta2842@gmail.com

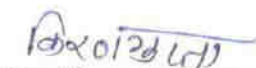
Note: Your valuable feedback is solicited. Please tick (✓) in the relevant cell.

S No	Parameters	Excellent	Good	Average	Poor
1	How do you rate the syllabus of courses that you have studied. (आप अपने पाठ्यक्रम का आकलन किस प्रकार करते हैं)	✓			
2	Rate the size of syllabus in terms of the load on student (विद्यार्थियों पर पढ़ने वाले बोझ के आधार पर पाठ्यक्रम के साइज का आकलन करें।)		✓		
3	How do you rate the evaluation scheme designed for each of the course (प्रत्येक कोर्स के लिये तैयार किये गये मूल्यांकन योजना का आप क्या आकलन करते हैं।)		✓		
4	How do you rate the objective/Outcome stated for each of the course (प्रत्येक कोर्स के लिये बताये गये उद्देश्य का आप क्या आकलन करते हैं)	✓			
5	How do you rate the LAB course (प्रयोगशाला कोर्स का आप किस तरह आकलन करते हैं) (केवल विज्ञान के विद्यार्थियों के लिये)	✓			
6	Efforts to complete the Syllabus (पाठ्यक्रम को पूर्ण किये जाने संबंधी प्रयास)		✓		
7	Availability of books in library (पुस्तकालय में पुस्तकों की उपलब्धता)	✓			
8	Teaching-learning environment in the college (महाविद्यालय में पढ़न-पाठन का वातावरण)	✓			
9	Contribution of college in all round development of students (विद्यार्थियों के बहुमुखी विकास में महाविद्यालय का योगदान)		✓		
10	Level & methodology of delivering lecture of professors (प्राध्यापकों के ज्ञान संप्रेषण का तरीका एवं स्तर)	✓			

Suggestion for syllabus (if any) (पाठ्यक्रम से संबंधित सुझाव) (यदि कोई हो).....

.....


प्राचार्य
वि. च. गु. शा. महा. पुसौर
जिला- रायगढ़ (छ.ग.)


विद्यार्थी का हस्ताक्षर

FEEDBACK FORM OF STUDENTS ON CURRICULUM

SESSION-2020-21

CLASS - B.Sc. III

क्र. सं.	विद्यार्थी का नाम	प्रश्न 1: अध्यापक द्वारा दी गई पाठ्यपुस्तकें			प्रश्न 2: अध्यापक द्वारा दी गई पाठ्यपुस्तकें			प्रश्न 3: अध्यापक द्वारा दी गई पाठ्यपुस्तकें			प्रश्न 4: अध्यापक द्वारा दी गई पाठ्यपुस्तकें			प्रश्न 5: अध्यापक द्वारा दी गई पाठ्यपुस्तकें			प्रश्न 6: अध्यापक द्वारा दी गई पाठ्यपुस्तकें			प्रश्न 7: अध्यापक द्वारा दी गई पाठ्यपुस्तकें			प्रश्न 8: अध्यापक द्वारा दी गई पाठ्यपुस्तकें			प्रश्न 9: अध्यापक द्वारा दी गई पाठ्यपुस्तकें			प्रश्न 10: अध्यापक द्वारा दी गई पाठ्यपुस्तकें		
		Ex	G	Av	P	Ex	G	Av	P	Ex	G	Av	P	Ex	G	Av	P	Ex	G	Av	P	Ex	G	Av	P	Ex	G	Av	P		
1	AARTI GUPTA	V																													
2	AISHWARYA SINGH		V																												
3	ANJALI			V																											
4	ANNAPIRNA GUPTA				V																										
5	ANUPA CHOUDHARY					V																									
6	ASHWINEE KUMAR KHADIVA																														
7	BHARTI																														
8	BHARTI SAO																														
9	DEENDRAVAL SIDAR																														
10	DEEPAK																														
11	DEEPAK SIDAR																														
12	DEEPESH																														
13	DIJANESHVARI SIDAR																														
14	GARIMA SATPATHI																														
15	GEETA																														
16	GURUVARII																														
17	HARISH KUMAR SIDAR																														
18	HEEMA PATEL																														
19	HEMALATA KISAN																														
20	HEMASGAR																														
21	JANANEE MIRCHA																														
22	JITENDRA NISHAD																														
23	JUGAL PRASAD SAO																														
24	KALYANI SINGH NAVAK																														
25	KANTI KHADIYA																														
26	KRISHNA MEHAR																														
27	LALITA PATEL																														
28	LAVKESH																														
29	MAHIMA CHOUDHAN																														
30	MANISHA																														
31	MANOJ KUMAR SIDAR																														
32	MUKESH SIDAR																														
33	NEETU JAISWAL																														
34	NISHA PATEL																														
35	NITESH KUMAR GUPTA																														
36	PAWAN GUPTA																														
37	POORNIKA																														
38	PRAKASH KANTE																														
39	PREETI CHOUDHAN																														
40	PREMSHEELA																														

PRINCIPAL
MSHNUCHARAN GUPTA
 Govt. College Pussore
 District- Raigarh (C.G.)

Sl. No.	Candidate's Name	Question Paper				Theory				Practical				Total																											
		Ex	G	Av	P	Ex	G	Av	P	Ex	G	Av	P	Ex	G	Av	P																								
41	PRIVANKA GUPTA	V																																							
42	PURNIMA	V																																							
43	REEMA	V																																							
44	SANGRANI	V																																							
45	SANJU KUMAR	V																																							
46	SARITA PATEL	V																																							
47	SARU CHOJHAN	V																																							
48	SEEMA GUPTA	V																																							
49	SHREYA	V																																							
50	SHIRNA	V																																							
51	SHIVSHESH PRADHAN	V																																							
52	SUBHAJINEE MALI	V																																							
53	SULATA KHADIVA	V																																							
54	SUSHAMA GUPTA	V																																							
55	TAPASWINI CHOJHAN	V																																							
56	TAPASWINI GUPTA	V																																							
57	TARU GUPTA	V																																							
58	NEENA MEHAR	V																																							
59	WIRENDA SIDAR	V																																							
60	YAMINI SHRIVAS	V																																							
Total		25	24	0	0	16	31	2	0	17	23	6	1	14	26	8	1	15	23	9	0	16	22	6	0	14	22	13	0	15	26	8	0	18	19	10	2	22	21	6	1
%		25	24	0	0	16	31	2	0	17	23	6	1	14	26	8	1	15	23	9	0	16	22	6	0	14	22	13	0	15	26	8	0	18	19	10	2	22	21	6	1


PRINCIPAL
MSHNUCHARAN GUPTA
 Govt. College Pussore
 District- Raigarh (C.G.)

FEEDBACK FORM OF STUDENTS ON CURRICULAM

SESSION-2019-20

CLASS- B.COM. -II

क्र	विद्यार्थियों का नाम	पाठ्यक्रम का आकलन किस प्रकार करते हैं				इन्हें गले धीरे से आहार पर पाठ्यक्रम का माहुरा				कौन सन्तुष्टिजनित आनन्द का दिन धारण आनन्द करते हैं।				कौन से दिन स्वतंत्र गति उदरग का किस प्रकार आनन्द करते हैं				पाठ्यक्रम को पूर्ण किस चीजें सेवकी महिप्रदान				सुनकारण में सुनको का उदरबला				महा में घटन-घटन का आनन्द				विद्यार्थियों के विकास में महा का योगदान				प्रकारकों के आनन्द प्रदान की तरीका एवं स्तर			
		Ex	G	Av	P	Ex	G	Av	P	Ex	G	Av	P	Ex	G	Av	P	Ex	G	Av	P	Ex	G	Av	P	Ex	G	Av	P								
1	AARATI MAJAKAR	V				V				V				V				V				V				V											
2	ALKA YADAV																																				
3	ANITA MEHAR	V				V				V				V				V				V				V											
4	AYUSH PRADHAN	V				V				V				V				V				V				V											
5	BAJANTI BANJARA																																				
6	BHARAV GUPTA																																				
7	DEEPAK GUPTA	V				V				V				V				V				V				V											
8	DINESH KUMAR	V				V				V				V				V				V				V											
9	DHARMENDRA DAS	V				V				V				V				V				V				V											
10	DIKSHA																																				
11	DIVYA GUPTA																																				
12	DIVYA PATEL																																				
13	DULARI	V				V				V				V				V				V				V											
14	GANGA MAHANT	V				V				V				V				V				V				V											
15	GAYATRI MAHANT	V				V				V				V				V				V				V											
16	GHANSHYAM SAO	V				V				V				V				V				V				V											
17	GOPEE RAM SIDAR	V				V				V				V				V				V				V											
18	ISHVARI	V				V				V				V				V				V				V											
19	ITI GUPTA	V				V				V				V				V				V				V											
20	KAVITA NISHAD																																				
21	KHAGESHWAR SIDAR	V				V				V				V				V				V				V											
22	LEELA GUPTA																																				
23	NEHA PASAVAT																																				
24	POOJA DANSENA-1	V				V				V				V				V				V				V											
25	POOJA DANSENA-2																																				
26	POOJA GUPTA	V				V				V				V				V				V				V											
27	PRABHAT YADAV																																				
28	PREETI CHOUDHARY	V				V				V				V				V				V				V											
29	PRIYANKA GUPTA	V				V				V				V				V				V				V											
30	RAHUL PASAVAT	V				V				V				V				V				V				V											
31	RAKESH KUMAR																																				
32	ROSHANI GUPTA	V				V				V				V				V				V				V											
33	ROSHNI BHOY	V				V				V				V				V				V				V											
34	SANGEETA	V				V				V				V				V				V				V											

PRINCIPAL
MSHNUCHARAN GUPTA
 Govt. College Pussore
 District- Raigarh (C.G.)

क्र	विद्यार्थियों का नाम	पाठ्यक्रम का आकस्मिक निष्पत्ति प्रारंभ करते हैं					पठने वाले क्षेत्र के अध्याय पर पाठ्यक्रम को संगठित					कोई प्रस्तावित योजना का विवरण स्वीकार करते हैं।					कोई भी विद्यार्थी नहीं उत्कृष्टता का विवरण प्रकट करते हैं					पाठ्यक्रम को पूर्ण निष्पत्ति पाने वाली महाविद्यालय					उत्कृष्टता से उत्कृष्टता का उपलब्धि					मार्ग में परीक्षा-परिणत का संगठित					विद्यार्थियों के विवरण में मार्ग का योगदान					समाधानों के ज्ञान संगठित का योगदान				
		Ex	G	Av	P	%	Ex	G	Av	P	%	Ex	G	Av	P	%	Ex	G	Av	P	%	Ex	G	Av	P	%	Ex	G	Av	P	%	Ex	G	Av	P	%										
35	SARITA MALAKAR	V				48%	V				48%					3%					0%					0%					0%					0%					0%					
36	SHUBHAM		V			48%		V			45%					6%					0%					0%					0%					0%					0%					
37	SUBRAT SONI																																													
38	SUNIL KUMAR																																													
39	SUNIL SIDAR	V				48%		V			45%					6%					0%					0%					0%					0%					0%					
40	SURAJ LAL NISHAD																																													
41	VIKAS SETHI		V			48%		V			45%					6%					0%					0%					0%					0%					0%					
42	VINOD MAHAAPATRA		V			48%		V			45%					6%					0%					0%					0%					0%					0%					
Total		16	16	1	0	16	16	15	2	0	15	5	14	14	0	12	6	13	2	23	9	1	0	3	8	8	20	4	10	19	3	1	24	9	0	0										
%		48%	48%	3%	0%	48%	45%	45%	6%	0%	42%	36%	42%	42%	0%	36%	18%	39%	2%	70%	27%	3%	0%	9%	24%	61%	12%	0%	30%	58%	9%	0%	73%	27%	0%	0%										

PRINCIPAL
VISHNUCHARAN GUPTA
Govt.College Pussore
District- Raigarh (C.G.)